

The World's Best Kept Health Secret

# Natural Astaxanthin



By Bob Capelli  
with Gerald R. Cysewski, PhD

# **The World's Best Kept Health Secret**

# **NATURAL ASTAXANTHIN**

By Bob Capelli  
with Dr. Gerald Cysewski



*Natural Astaxanthin concentrated in Haematococcus microalgae*

Originally published as:  
“Natural Astaxanthin: King of the Carotenoids”  
by Cyanotech Corporation.

© Copyright 2007 by Cyanotech Corporation  
Second printing 2008  
Third printing 2009  
Fourth printing 2011

Second Edition © Copyright 2012 by Cyanotech Corporation

Third Edition © Copyright 2013 by Cyanotech Corporation

All rights reserved.

ISBN-13: 978-0-9792353-0-6  
ISBN-10: 0-9792353-0-8

## Publisher's Note

The information contained herein is for education purposes only; it is not to be taken as medical advice or as an attempt to sell a particular product. The opinions expressed are those of the authors. People with medical problems or questions should consult a health professional. Information in this book is not intended to diagnose, treat, cure or prevent any disease.

The publisher of this book, Cyanotech Corporation, is a producer of Natural Astaxanthin from *Haematococcus microalgae*. Cyanotech sponsored several of the studies in this book, but wishes to make it clear that none of the animal studies were sponsored by Cyanotech. Our company policy is to sponsor medical research as human clinical trials, exclusively with subjects recruited as willing volunteers. We do not condone animal experimentation; yet animal studies done by others are reported in this book in order that the reader may fully understand the ongoing medical research and the potential benefits of Astaxanthin in human nutrition.

This book may not be reproduced in whole or in part, by any means, without written permission from Cyanotech Corporation, 73-4460 Queen Kaahumanu Highway, Suite 102, Kailua-Kona, HI 96740 USA.

This book is dedicated to the scientists who study, the nutritionists who recommend and the consumers who believe in Natural Astaxanthin, as well as to those willing to take the time to read this book to learn about this wonderful nutrient. Also, to all the people who work at Cyanotech Corporation, the world-wide leader in Natural Astaxanthin research and production, particularly the hard working, loyal people who work on our Production Team in the hot Hawaiian sun to produce the algae from which Natural Astaxanthin is extracted—your work is greatly appreciated! Special thanks to Julia Linhart, Amy Conrad and Barbara Lewis for their help with proofreading and formatting the references, and to Susie Cysewski for her outstanding graphic artistry. Lastly, to my wife for putting up with me for 23 years.

Bob Capelli  
Holualoa, Hawaii  
June 2012

---

## Table of Contents

Introduction to the Second Edition . . . . .	vii
I    “King of the Carotenoids” . . . . .	1
Other Carotenoids. . . . .	4
What is Astaxanthin? . . . . .	7
II    World’s Strongest Antioxidant. . . . .	11
Free Radicals . . . . .	12
Causes of Free Radical Production . . . . .	14
Antioxidants: A Daily Regimen . . . . .	16
Nature’s Ultimate Antioxidant: Astaxanthin! . . . . .	17
Natural versus Synthetic Astaxanthin . . . . .	23
Antioxidant for the Eyes and Brain . . . . .	24
Never a “Pro-Oxidant”. . . . .	25
Protect the <u>Entire</u> Cell and the <u>Entire</u> Body . . . . .	26
III    Safe, Natural Anti-Inflammatory . . . . .	30
What Exactly is Inflammation? . . . . .	31
Mechanism of Action. . . . .	33
“Silent” Inflammation and C-Reactive Protein . . . . .	38
Tennis Elbow (Tendonitis). . . . .	41
Carpal Tunnel Syndrome (Repetitive Stress Injury) . . . . .	41
Rheumatoid Arthritis . . . . .	42
Joint Soreness after Exercise . . . . .	44
IV    Healthy Eyes, Healthy Brain . . . . .	46
The Pioneers of Astaxanthin Research . . . . .	48
Cure and Prevention for Tired Eyes . . . . .	49
A Multitude of Ways Astaxanthin Helps Your Eyes. . . . .	50
Help for the Body’s Control Center—The Rapidly Expanding Research on Astaxanthin’s Role in Brain Health. . . . .	53
Earlier Neuroprotective Research: The Foundation for the Recent Flurry of Brain Health Studies . . . . .	55

---

V	Internal Beauty Pill? Sunscreen in a Pill? . . . . .	58
	Internal Sunscreen . . . . .	61
	Landmark Clinical Trial: Natural Astaxanthin as an Internal Beauty Pill . . . . .	63
	Results Showed Significant Improvements Across the Various Test Methods . . . . .	64
	Previous Research on Internal Beauty . . . . .	65
VI	The Athlete's Secret Weapon . . . . .	68
VII	Keep Your Blood Pumping: The Cardiovascular Benefits of Astaxanthin . . . . .	79
	Early Indications of Astaxanthin's Cardioprotective Properties. . . . .	81
	Research in the Cardiovascular Realm is Escalating. . . . .	86
VIII	Immune System Booster. . . . .	89
	Early Immune Research by Drs. Chew and Park . . . . .	90
	Recent Research of Drs. Chew and Park . . . . .	92
	The Grandmother of Astaxanthin Immunity Research . . . . .	94
	Survey Says: Natural Astaxanthin Boosts Immunity in 80% of Users. . . . .	95
IX	Other Medical Research . . . . .	98
	Cancer Prevention and Tumor Reduction. . . . .	98
	Help for Diabetics? . . . . .	102
	Ulcers, Gastric Injury, Stomach Cancer . . . . .	105
	Trying to Have a Baby? Give your Husband Natural Astaxanthin! . . . . .	108
	Detoxification . . . . .	109
	Additional Research . . . . .	110
X	The Ultimate Anti-Aging Nutrient . . . . .	112
	Feel Better. . . . .	112
	Look Better . . . . .	114
	Live Longer . . . . .	115

News Bulletin—October 12, 2011: Breakthrough Study on the Anti-Aging Effect of Astaxanthin . . . . .	116
The Perfect Supplement for Anyone Over 40 . . . . .	117
XI Love your Pet? Give it Natural Astaxanthin. . . . .	118
Uses of Astaxanthin in Aquaculture . . . . .	118
A Wonderful Reward for “Man’s Best Friend” . . . . .	122
Any Animal Will Benefit from Natural Astaxanthin . . . . .	124
XII Other Vital Information . . . . .	127
Stability . . . . .	127
Dosage and Bioavailability . . . . .	129
Delivery Methods . . . . .	131
Safety . . . . .	133
Other Commercial Applications . . . . .	135
Natural Astaxanthin as a Food Color . . . . .	136
Cosmetic Applications . . . . .	136
Other Ideas . . . . .	138
Differences between Cyanotech’s Technology and Other Manufacturers . . . . .	138
Natural versus Synthetic and Phaffia-Derived Astaxanthin . . .	143
Synthetic Astaxanthin . . . . .	143
Phaffia Derived Astaxanthin . . . . .	146
Natural Astaxanthin from Salmon . . . . .	147
Unique Measurement Challenges . . . . .	148
XIII Testimonials . . . . .	151
References . . . . .	174
Order Form . . . . .	186
About the Authors . . . . .	188

## Introduction to the Third Edition

Scientists now understand many of the wonderful health benefits that Natural Astaxanthin (pronounced *asta-ZAN-thin*) offers. Doctors, pharmacists and opinion leaders are finally starting to talk about Natural Astaxanthin and recommend it. For example, America's top health television show "The Dr. Oz Show" featured Natural Astaxanthin earlier this year. Dr. Joseph Mercola (one of the world's most widely followed physicians with a daily e-newsletter reaching millions of people) appeared with Dr. Oz, calling Astaxanthin "The #1 Supplement you've never heard of that you should be taking." Yet to 99% of people in the world, Natural Astaxanthin remains "The World's Best Kept Health Secret." But Natural Astaxanthin is so beneficial that this is sure to change in the not-too-distant future. In fact, I foresee a time not too long from now when Astaxanthin (although difficult to pronounce) becomes a household word.

Many studies have already been done showing a variety of potential benefits for Natural Astaxanthin; in fact, in the five years since we originally wrote this book, the level of research has dramatically escalated. Yet there is still potential for a great deal more to be discovered. In the twenty-five years that I have been involved with natural supplements and herbs, I have never been as excited about any other product as I am about Natural Astaxanthin. Scientists have not found any other natural substance that has stronger antioxidant effects; and as the impressive anti-inflammatory properties of Astaxanthin become more widely researched and recognized, a whole new channel for the use of Astaxanthin in human nutrition is opening.

As people begin to supplement with Astaxanthin, they report physical differences—less pain from arthritis, a better workout with quicker recovery, extra energy, less colds and flu, the ability to stay in the sun longer without getting sunburned, and many others. They tell their families and friends and then, their families and friends try it and they too feel results. We've seen in Hawaii where we first introduced BioAstin Hawaiian Astaxanthin™ fourteen years ago how this can snowball. Generally, in the Mainland USA, Natural Astaxanthin can only be found in health food stores. But in Hawaii, you can walk into Wal-Mart or Costco where they have 20 or 30 cases stacked at all times, or stop in a local supermarket or pharmacy to purchase a bottle. The per capita use of Natural Astaxanthin in Hawaii is extremely high and still growing, and this has happened without much advertising—mostly through word of mouth and doctor recommendations.

Someday, I believe that all good multivitamins will contain Natural Astax-



anthin, and that softgel capsules with Natural Astaxanthin will be taken by as many people as now consume Glucosamine Sulfate and CoQ10 combined. In the meantime I urge everyone to read this book, weigh the evidence to date, and decide for yourself if you should try a bottle. Don't be left behind—we're letting you in on "The World's Best Kept Health Secret."

Bob Capelli  
June 2012

---

## CHAPTER 1

---

### “King of the Carotenoids”

---



*Salmon's upstream marathon: The greatest display of strength and endurance in nature*

Have you ever seen a salmon swimming upstream? Look at the size of the salmon above and compare their size to the force of the water coming down the river at them.

Now think about this—Salmon continue swimming up these raging rivers for up to seven days.

Let's put this into human perspective: Take a six foot tall man and have him swim against 30 foot waves for a week straight and be able to reach his destination which is 100 miles away.

How is it possible that salmon can make this heroic swim, which certainly is the greatest athletic feat in nature? Natural Astaxanthin.

Natural Astaxanthin is found in the highest concentration in the animal

---

kingdom in the muscles of salmon, and scientists theorize that this is what allows them to complete this epic swim. We have long known that exercise causes a great amount of oxidation in the muscles. So by concentrating the strongest antioxidant, Natural Astaxanthin in the muscles, the oxidation is thus prevented and the salmon are capable of doing something that seems almost impossible.

We certainly don't want anyone to think that because we make the analogy with humans above that we're suggesting that you run out to the health food store, buy a bottle of Natural Astaxanthin and then try to swim from New York to Paris. But there is certainly sufficient evidence, both from testimonials and scientific studies, that taking 8 – 12 mg of Natural Astaxanthin per day will provide greater strength and endurance.



*Max Burdick, 78 year old triathlete and avid Natural Astaxanthin user*

One story we love to tell at Cyano-tech, the world's largest producer of Natural Astaxanthin, is of Max Burdick. Max is an Ironman triathlete. For those of you who aren't familiar with triathlons, this is an endurance sporting event where participants swim for 2.4 miles (3.9 km) and then bicycle for 112 miles (180 km). Then, instead of falling down exhausted in a hammock and taking a nap like most normal humans would do, they go out and run a 26.2 mile (42.2 km) marathon.

There are plenty of triathletes—so what's so special about Max Burdick? Max is 78 years old.

Max was competing for years in triathlons but could never seem to finish. Halfway through the bicycling stage his legs would start to burn and he would have to stop. Max discovered BioAstin®, a brand of Natural Astaxanthin, and began supple-

menting with 8mg each day. It was then, at the age of 75, that Max was able to finish a triathlon. He has continued to use BioAstin and finish triathlons for the last three years, and has remained a dedicated Natural Astaxanthin user.

But Natural Astaxanthin isn't just for helping older athletes like Max. All types of people may receive benefits like increased energy, greater stamina and

improved strength by supplementing with Astaxanthin. People that have busy schedules and would like a natural way to get more out of their day should try it; weekend warriors who want to recover faster and get back to their real jobs should also try it; and young athletes who want to excel in their sports may also benefit greatly from it.

Another triathlete who swears by Natural Astaxanthin is Tim Marr. Tim



*Professional triathlete Tim Marr, among the world's elite in his sport, credits Natural Astaxanthin for helping him to achieve his goals.*

started taking Astaxanthin when he was in college and just beginning to get heavily involved in endurance events. He said that, even with a student's meager finances, he still knew that Natural Astaxanthin was well worth the investment. As of the writing of this book, Tim is 32 years old and just coming into his peak years as a triathlete—and he's winning competitions. Among many other first place finishes, Tim won the Pan American Long Distance Triathlon World Championship. Tim says, “BioAstin is one of my favorite tools as a professional athlete. I want to thank BioAstin for helping me achieve my goals—it's an important part of all my results.”

But we don't want to focus exclusively on Natural Astaxanthin's benefits for athletes and energy. As we'll learn in the follow-

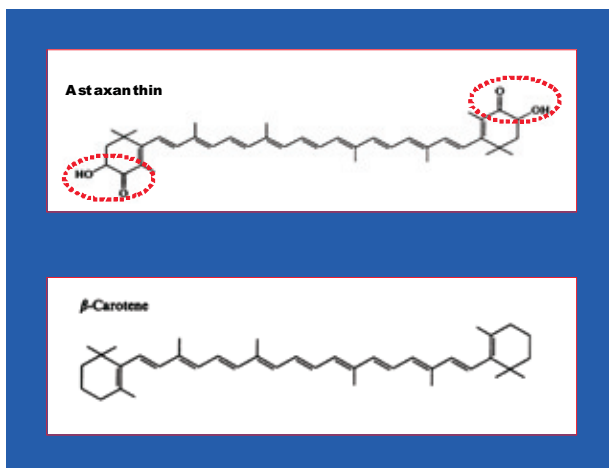
ing pages, Natural Astaxanthin does so many things for so many people—the strength and endurance example is only one of the reasons why Natural Astaxanthin is called the “King of the Carotenoids.” The many other benefits will become clear as we examine all of the scientific research and read the testimonials of many ecstatic users of Natural Astaxanthin. But first let's talk a little about carotenoids in general.

## Other Carotenoids

For those of you who don't know what carotenoids are, chances are you've eaten a few in the last 24 hours. Carotenoids are the pigments that give many of the foods we eat their beautiful colors. That ripe, red tomato you had in your salad last night is red because of a carotenoid called "lycopene." The corn on the cob you had at the company picnic last summer is yellow because of another carotenoid called "zeaxanthin." And of course, the carrots you eat (because you heard as a kid that you should eat carrots to help your eyes because "you've never seen a rabbit with glasses") are orange because of "beta carotene." In fact, "carrots" actually get their name from this famous pigment that makes them orange, "carotene."

Carotenoids are divided into two distinct groups: Members of the first group are called "Carotenes." This is probably the more widely known group because of its most famous member, beta carotene. Some of the other well known carotenes are lycopene and alpha carotene.

The other group, of which Astaxanthin is a proud member, is called "Xanthophylls" (pronounced ZAN-tho-fils). Some other notable xanthophylls are lutein and zeaxanthin. The difference between these two groups is that Xanthophylls have hydroxyl groups at the end of the molecules. Astaxanthin has more



*Hydroxyl groups at the end of the Astaxanthin molecule make it very different from beta carotene and other carotenoids.*

hydroxyl groups than the other Xanthophylls, which allows it to do more in the human body than its closely-related family members like lutein and zeaxanthin.

On Page 4 is a comparison of the Astaxanthin and the beta carotene molecules. You can see that they look similar, except for the ends of the molecule that have the hydroxyl “O” and “OH” groups. This small difference adds up to a huge disparity in terms of functional abilities of these carotenoid cousins.

Some of the many things that Natural Astaxanthin can do that beta carotene (and many other carotenoids) cannot:

1. Cross the blood-retinal barrier and bring antioxidant and anti-inflammatory protection to the eyes
2. Work effectively as a neuroprotectant to help prevent a variety of brain-related maladies such as dementia and age-related forgetfulness
3. Travel throughout the body effectively to bring antioxidant and anti-inflammatory protection at a high activity level to all the organs and the skin
4. Span the cell membranes
5. Bond with muscle tissue
6. Work as a super-powerful antioxidant and quickly eliminate free radicals and neutralize singlet oxygen

There are over 700 different carotenoids, although most people have only heard of a few at best. They are produced in nature by plankton, algae and plants as well as a small number of bacteria and fungi. In plants and algae, carotenoids are actually part of the process of photosynthesis along with chlorophyll. Some animals can actually eat a certain carotenoid and then convert it in their body into a different carotenoid, but all animals must originally obtain carotenoids from their diet.

One example of an animal that can convert carotenoids that it ingests is the pink flamingo. Flamingos eat algae that contain the yellow carotenoid zeaxanthin and the orange carotenoid beta carotene, and then their bodies convert them



*Normal pink flamingos.*



*A “pink” flamingo that didn’t eat its carotenoids.*

into the pinkish-red carotenoids Astaxanthin and canthaxanthin. Without carotenoids in their diet, the pink flamingo would be an ugly beige color; and without the ability to convert the carotenoids it eats into Astaxanthin and canthaxanthin, the pink flamingo would be yellowish orange!

Carotenoids have a wonderful ability to interact with and neutralize “oxidants,” chemically reactive oxygen species known as singlet oxygen and free radicals. Natural Astaxanthin has the greatest ability to serve in this “anti”-oxidant function, which is why it is the world’s strongest natural antioxidant. But many other carotenoids also have an antioxidant effect.

An excellent example of how animals use carotenoids is seen in cold water fish such as salmon and trout. These fish accumulate Astaxanthin from their diets and deposit it in their flesh to protect their tissues and cells from oxidation. This results in the healthy pinkish-red glow you see in fillets of wild salmon or trout. (Many fish farmers use synthetic Astaxanthin to mimic this color in their farmed salmon and trout—more about this unnatural process later.)

Some carotenoids are absolutely necessary for the existence of different species. For example, humans need Vitamin A. Vitamin A comes from beta carotene in our diet that the body converts into Vitamin A on an as-needed basis. Contrary to high doses of pure Vitamin A which can be toxic, there is no toxicity level for beta carotene.

Beta carotene is the best known among the carotenoids due to many years of scientific study and publicity. It is a “pro-Vitamin A carotenoid.” Another way to say this is that it “has Vitamin A activity.” There are some other carotenoids that the human body can convert to Vitamin A, but beta carotene is the primary one. Taking natural beta carotene in food is the best way to fulfill your Vitamin A needs; the body only converts as much beta carotene to Vitamin A as it needs, but at the same time beta carotene has a host of other benefits in human nutrition. First and foremost, countless studies have proven that beta carotene has cancer-preventive qualities.

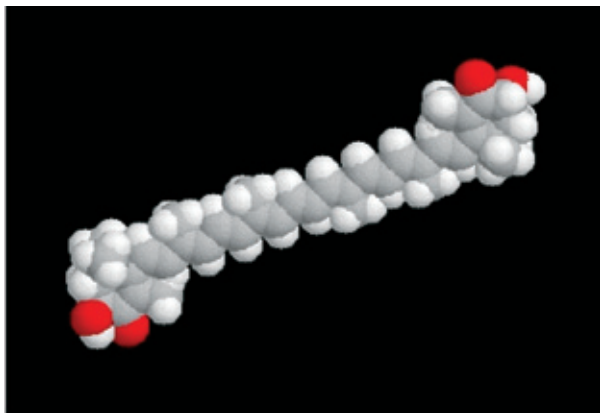
Besides beta carotene, there are a few other carotenoids that are better known than Astaxanthin. Other famous carotenoids are lutein and lycopene. Lutein has gained fame in the last decade as a nutrient for eye health; lycopene has been marketed as a preventative nutrient for prostate cancer. Both are wonderful compounds, but neither has the antioxidant and anti-inflammatory strength of Astaxanthin, nor do they have the multitude of health benefits for humans and animals.

As we move down the list of carotenoids, we notice that, although there are over 700 different carotenoids, most are not exactly household names. Some people have heard of zeaxanthin, another excellent carotenoid being marketed primarily for eye health, but how many of us have heard of echinone, gamma carotene or fucoxanthin? Not many, although the more scientists study carotenoids, the more different names you’re probably going to hear. That’s because many carotenoids are wonderful nutrients that can help us to live better (due to their functional properties) and live longer (due to their antioxidant and anti-inflammatory properties). And Natural Astaxanthin is the best of the bunch, although as time passes researchers may find that other carotenoids hold great promise for human health as well.

## **What is Astaxanthin?**

Have you ever seen a bird bath in summer that has dried up? Sometimes you’ll see a reddish color where the standing water has evaporated. The red you’re seeing is Natural Astaxanthin. What has happened is that some green algae (perhaps the one that commercial growers of Natural Astaxanthin use which is called *Haematococcus Pluvialis*) have suffered stress. The stress is due to a combination of things: Lack of food, an absence of water, intense sunlight and heat, or even bitter cold. As a result of this stress, the algae’s cells have hyperac-



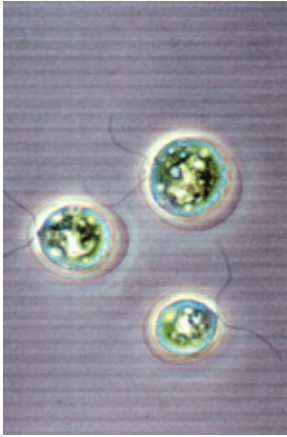


*The Astaxanthin Molecule*

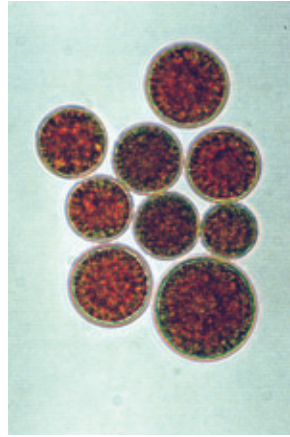
cumulated the red pigment Astaxanthin. They do this as a survival mechanism—the Astaxanthin serves as a “force field” to protect the algae from lack of nutrition and/or intense sunlight. It’s an absolutely amazing fact, but due to the protective properties of Astaxanthin, these algae can stay dormant for more than forty years without food or water, suffering in the summer sun or in the winter cold; yet when conditions are appropriate and there is food and water and no extreme weather, the algae will go back into their green, motile stage.

Astaxanthin can be found in plants and animals throughout the world. It is most prevalent in algae and phytoplankton, but it also can be found in a limited number of fungi and bacteria. Because organisms like many Astaxanthin-containing algae and plankton are the base of the food chain, Astaxanthin can be found in many animals as well. Any sea animal that has a reddish or pinkish color contains Natural Astaxanthin. For example, you can find Astaxanthin in salmon, trout, lobster, shrimp and crab. These animals eat krill and other organisms that ingest Astaxanthin-containing algae and plankton as a major part of their diets. And since lots of different animals such as birds, bears and even humans eat these sea animals, you can find Astaxanthin in all sorts of places.


As we mentioned before, the animals that have the highest concentration of Astaxanthin are salmon, where it concentrates in their muscles and makes them the endurance heroes of the animal world. Can you imagine what salmon would look like if they didn’t have any Astaxanthin? Not only wouldn’t they be able to swim up rivers and waterfalls for days on end, but they’d also look pale and worn out.



*Happy, healthy Haematococcus cells in their motile, green stage.*



*Dormant Haematococcus cells after stress: Astaxanthin serves as a “protective force field,” enabling them to live for over forty years exposed to the elements and with no food or water.*



*Overhead view of Haematococcus ponds in Kona, Hawaii. Similar to leaves changing colors in autumn, Haematococcus Pluvialis microalgae turn from green to red as they hyperaccumulate Astaxanthin.*



*Healthy salmon fillets  
with plenty of Natural  
Astaxanthin*

*Sickly salmon fillets without  
enough Astaxanthin*

So, you see just how important Astaxanthin is for salmon. While people are not going to look all pale and sickly if they don't eat Astaxanthin in their diets, it sure can help you to look healthier and younger, and to lead a healthier, longer life.

---

## CHAPTER 2

---

### World's Strongest Antioxidant

---

Many supplements and even foods claim to be antioxidants, but only one can be the world's strongest. And Natural Astaxanthin's claim to being the "World's Strongest Natural Antioxidant" is really where it all starts: Most of Natural Astaxanthin's health benefits are in some way related to its supreme antioxidant power. In fact, the companies pioneering the use of Astaxanthin as a dietary supplement in the 1990's began promoting it as a powerful antioxidant before its other benefits were even known. Imagine how surprised they were to hear people saying that their antioxidant was taking care of their arthritis pains, giving them newfound strength and endurance, preventing them from getting colds and flu, allowing them to stay in the sun longer without burning and all sorts of other amazing results. These testimonials from early users along with increased research in the laboratory led to dozens of human clinical trials demonstrating Astaxanthin's many different applications in human nutrition. And more experiments and clinical

trials are happening every year as the scientific community discovers just how great a product Natural Astaxanthin is.

Natural Astaxanthin has proven to be the strongest natural antioxidant in many different tests. We'll study Natural Astaxanthin's incredible antioxidant ability later in this chapter, but first, let's look at what oxidation is, how antioxidants work, and why they're so important to us.

Oxygen is essential for human life. Without oxygen we would be dead in a matter of minutes. It seems strange that something that is a vital part of every breath we take can also be harmful. Yet it can. For example, oxygen is present throughout our bodies, yet if it is injected into a vein it can



*Oxygen is necessary, but can also be dangerous. Pure oxygen can actually kill a scuba diver.*

---

kill us. And pure oxygen breathed when scuba diving can also kill us.

On a cellular level, oxygen can hurt us too. Oxygen is an extremely reactive compound; during metabolism, it can combine with complex molecules to make reactive intermediate compounds which can be very destructive. The fact that oxygen is essential for aerobic organisms' life (including humans), yet is so reactive that it can be very destructive has been called "the paradox of aerobic life" (Davies, K, 1995 and Dore, J, 2003).

## Free Radicals

In the body, free radicals are produced when oxygen combines with complex metabolic molecules. Free radicals are highly unstable molecules ready to react with anything they can. When they react, the result is called "oxidation." Once the oxidation process begins, it can produce a chain reaction that generates more free radicals.

Oxidation in the human body is the same thing that happens to metal when it rusts. The rusting or oxidation can destroy a strong piece of metal in just a few years. By painting the metal or putting on a rust-inhibiting product you can prevent rusting. This is the same thing that antioxidants are doing to the "rusting" in our bodies—preventing oxidation and keeping them strong. Like the rust inhibiting product which prevents the metal's cells from oxidizing and degrading, antioxidants prevent our body's cells from oxidizing and degrading. Fortunately for our bodies (and our health), antioxidants are capable of joining with oxidizing free radicals, thus rendering them harmless.

There is a very easy and interesting experiment you can do in your home that shows what oxidation is all about: Take an apple and cut it in half. Now take a lemon and cut it in half and drip the lemon juice on one half of the apple. Drip it all over the cut side of the apple, and leave the other apple half as is with no lemon juice. Keep the two halves at room temperature for an hour or two, then look at both halves: The half with the lemon juice will look pretty much the same as it did when it was cut; the half without the lemon juice will probably be turning brown and "going bad." If you leave them out longer, the difference will become more pronounced. This is oxidation and antioxidant protection happening before your eyes. The unprotected half is oxidizing quickly. The half with lemon juice is oxidizing very slowly or not at all because of the antioxidants present in the lemon juice. Lemons have Vitamin C and citrus bioflavonoids. Although these antioxidants are nowhere nearly as strong as Natural Astaxanthin, they are strong



*Apple protected by antioxidants Vitamin C and citrus bioflavonoids in lemon juice*

*Unprotected apple after oxidation*

enough to protect an apple from rotting before your eyes.

What's happening to the apple is what can happen inside our bodies if free radicals are allowed to take control. Oxidation and free radical damage show up in our bodies both externally and internally. Externally, they cause our skin to age—lines, wrinkles and dry skin—and can even cause skin cancer. Loss of muscle tone is another result of free radical damage that can actually be seen as we age.

Internally, free radicals damage tissue and can adversely affect our body's immune system. They weaken and can destroy cells and the DNA in the cells. Scientists believe that DNA damage is a major component of the aging process. DNA is an amazing substance that tells cells when to divide, how to make enzymes and other proteins, and how to direct all the other cellular activities. If DNA is damaged, cells cease to function normally, causing a host of potential problems and diseases. Damaged DNA can be repaired, but occasionally the repair job is defective—in the worst case, a cancerous cell line can begin. Our body's immune system sometimes detects and eliminates cancerous cell lines, but of course, it is better to avoid this last line of defense and prevent the DNA damage in the first place. Antioxidants can help neutralize free radicals and steer us clear of cell damage before it even begins to occur.

Because of their ability to eliminate free radicals, antioxidants can help

---

slow the aging process. Some amazing research was done recently at the University of Washington. Mice were genetically engineered to load an antioxidant into the mitochondria of the cells. These mice lived 20% longer than the control group and had less heart disease and cataracts! “In short, they were biologically younger. It’s the best proof yet that antioxidants can slow aging” (Carper, J, 2005).

## Causes of Free Radical Production

There are many different causes of free radical production. Normal body processes such as digestion and breathing produce small quantities of free radicals. The functioning of our immune system also produces free radicals. Exercise causes free radicals to be produced too. These are all normal things that people do every day, and our bodies were designed to handle the free radicals produced without taking antioxidant supplements in two ways: First of all, our bodies produce their own antioxidants to neutralize this normal level of free radical generation. For instance, enzymes produced by the body such as superoxide dismutase are effective in eliminating free radical molecules. Some can quench singlet oxygen which is a very unstable form of oxygen that causes oxidative damage.

The second way our bodies neutralize free radicals is through dietary antioxidants in the foods we eat. Every time you eat an orange you are eating a few different antioxidants such as Vitamin C and citrus bioflavonoids. Similarly, when you eat some green leafy vegetables you are probably getting a few different, more powerful antioxidant carotenoids like beta carotene and lutein.

The problem with self-produced antioxidants like superoxide dismutase and dietary antioxidants like Vitamin C and beta carotene is that we don’t get enough of them to handle all the free radicals in our bodies. This is due to diets that do not have enough fruits and vegetables, but there is another, more important reason: Our bodies now produce and absorb more free radicals than our ancestors due to the lifestyles we lead and the world we now live in.

Large amounts of free radicals are produced when we are under stress. There is no doubt that humans in the 21st century are much more subject to stress than humans were 100 or more years ago. Hectic, busy lifestyles common today account for levels of free radical production that were not known to our grandparents. Consequently, the amount of antioxidants produced by our own bodies added to the amount of antioxidants consumed even in a healthy diet are not



enough to ward off the ravages of stress-caused free radicals in most people today. This is one of the reasons most nutrition experts recommend that we supplement our diets with antioxidants—as added protection for today's busy lifestyles.

Another cause of increased levels of free radicals in humans living today is the high quantity of contaminants present today that didn't exist a few generations



*Pollution is one of the many causes of increased oxidation and free radical damage for humans living in today's world.*

ago. Huge quantities of free radicals are present in different pollutants like chemicals, car exhaust, smoke and even burnt or barbecued food. Processed foods with all sorts of engineered compounds in unnatural forms are another source of free radicals relatively new to humans.

Exposure to sunlight is another increasing source of free radical formation to contend with in modern life. The sun's rays can cause high levels of free radicals in the skin that can lead to skin cancers. This is a huge concern nowadays as we are exposed to higher levels of ultraviolet rays due to polluting gases diminishing the ozone layer. Levels of skin cancer including the deadly melanoma are rising exponentially, and this can be linked directly to free radicals caused by increased UV exposure (Ames and Shigenaga 1992, 1993;

Harman 1981; Esterbauer et al, 1992). The sun's rays can quickly destroy cells, but antioxidants can do a great deal to protect cells. With the increase in UV levels, pollutants in the environment and the high levels of stress in modern life, it's easy to see why we can't rely on our own body's antioxidant production to save us any more. Not even the best diets have enough antioxidants present to protect us from today's onslaught of free radicals and singlet oxygen, so supplementing with strong antioxidants is critical to maintaining good health.

Another cause of increased free radical production common today is found in athletes as well as ordinary citizens who participate in demanding sports. The body produces large quantities of free radicals during strenuous exercise or even during hard physical work. This is caused by the body burning more fuel for energy (Dekkers, 1996; Witt, et al, 1992; Goldfarb, 1999). Anyone who is exer-



---

cising or doing hard physical work, especially when outdoors in the sun, is producing levels of free radicals that necessitate antioxidant supplementation. Many athletes swear that they can actually feel the difference when they take strong antioxidant supplements, resulting in better, longer workouts, faster recoveries and better performance. We'll study this phenomenon in more detail later.

## **Antioxidants: A Daily Regimen**

There are many different types of antioxidants. Enzymes can be antioxidants, vitamins can be antioxidants and phytonutrients such as carotenoids can be antioxidants to name just a few. Recent studies have shown that many common foods have some antioxidant abilities, and marketers are starting to mention this in advertising and on product labels as a selling point. In just the last few years foods such as blueberries, spinach and oranges have been marketed as antioxidants. But we're also hearing that coffee, tea and even beer are also antioxidants. Who should we believe?

To be honest, all of these products probably have some antioxidant properties. But there are two critical points to consider when judging antioxidant consumption and deciding what you should eat and what supplements you should take: First is antioxidant strength. In order to derive benefits from free radical elimination, for example, you can eat lots and lots of a food that has a low level of antioxidant activity, or you can take a concentrated supplement in pill form that has a very high level of antioxidant activity.

The second point to consider somewhat contradicts the first: Antioxidants are best taken with an assortment of other antioxidants. Antioxidants work together and can actually be synergistic: Two or three antioxidants can have a combined effect greater than the sum of the individual antioxidants. Here is where eating a varied diet with a minimum of five to nine servings of fruits and vegetables comes into play. You cannot get the variety of antioxidants in their natural states that exist in nine servings of produce from a bottle. But what you can and should do to ensure proper antioxidant protection is:

- Eat a good diet each day with lots of fresh fruits and vegetables (preferably nine servings!)
- Take a high quality multivitamin
- Take a green food supplement like Spirulina
- Take a powerful antioxidant like Natural Astaxanthin

By following this diet and supplement regimen, you'll get a great diversity of antioxidants from the produce with all its live enzymes and phytonutrients. You'll get good amounts of vitamin antioxidants such as natural Vitamin E and C as well as commonly missed antioxidants like selenium from a good multivitamin. You'll cover lots of potentially missed antioxidants, vitamins, enzymes and phytonutrients from a good green food supplement like Spirulina. And last but not least, you'll get powerful, concentrated free radical elimination and singlet oxygen quenching from Natural Astaxanthin.

## **Nature's Ultimate Antioxidant: Astaxanthin!**

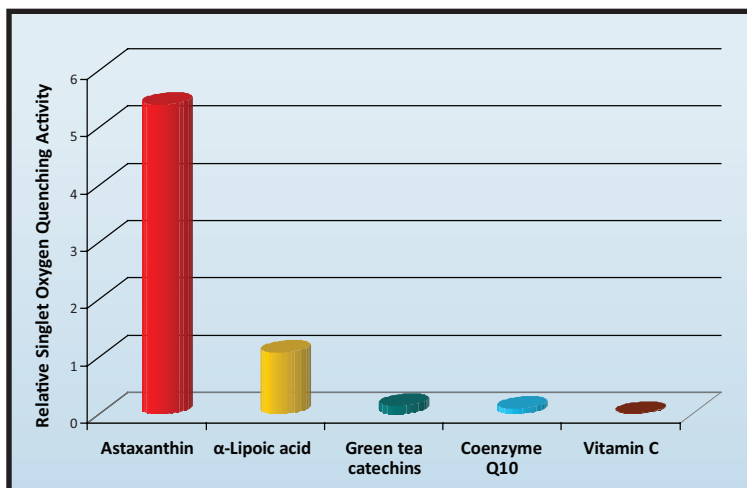
Astaxanthin has been shown in many different experiments to be the strongest natural antioxidant known to science. There are many different ways to measure antioxidant strength. One popular measurement used quite extensively today is called Oxygen Radical Absorbance Capacity (ORAC, as developed by Brunswick Labs, Norton, Massachusetts, USA). But, according to Brunswick Labs, the ORAC test is not a good measurement for oil soluble carotenoids like Astaxanthin; so Astaxanthin is usually measured by alternate methods. And it's important to remember that ORAC testing is only one of many ways to measure antioxidants; it is not necessarily a better way than others, and in fact, it only measures effectiveness against one free radical called "peroxyl radicals." Since it doesn't work well for oil soluble antioxidants, ORAC testing is limited in the scope of what it can tell us. The best way to measure antioxidants is in a series of head-to-head tests of important metrics such as free radical elimination and singlet oxygen quenching. Free radicals and particularly singlet oxygen are the substances running around in our bodies causing oxidation, damaging cells, and generally wreaking havoc; hence, it's logical that the best way to measure antioxidant strength is to see how effective various substances are at neutralizing free radicals and singlet oxygen. This type of testing has been done many times pitting Astaxanthin against a variety of antioxidants; and Astaxanthin consistently comes out on top.

Many of the experiments done which prove that Astaxanthin is the world's strongest natural antioxidant are very similar in nature. Rather than list fifteen or twenty such studies, we'll examine a few of the most striking studies. Since singlet oxygen are so destructive, we'll look at two experiments in which Natural Astaxanthin's singlet oxygen quenching ability was measured against some very

well-known antioxidants. And as an example of the superior free radical eliminating strength of Natural Astaxanthin, we'll review a fascinating study done at Creighton University where Natural Astaxanthin was pitted against some commonly used antioxidants. (What makes this study so fascinating is that one antioxidant that is not commonly used was also included—synthetic Astaxanthin. Most people would think “Astaxanthin is Astaxanthin...Synthetic, Natural—what's the difference?” Well, as we'll find out later, there is a HUGE difference between these two seemingly related compounds—not only in terms of where they come from and how they're shaped, but also in terms of their effectiveness.)

How much stronger is Astaxanthin's antioxidant activity than Vitamin C and Vitamin E? How about compared to CoQ10? Pycnogenol®? Alpha lipoic acid? Green tea catechins? If you're guessing that it's 25% stronger, you should guess again. Twice as strong? You're still way off. Five times stronger? Not even close.

OK, we'll end this game before you get bored. You can find the six products mentioned above sold in health food stores, pharmacies, supermarkets—pretty much anywhere supplements are sold. And all of these products have been touted as being great antioxidants. Yet in the studies below, Natural Astaxanthin ranged from 18 times stronger than Pycnogenol to as much as 6000 times stronger than Vitamin C!



*Y. Nishida, E. Yamashita and W. Miki. 2007*

In the graph on Page 18, you'll see Astaxanthin's superlative ability to neutralize singlet oxygen. Singlet oxygen are some of the most damaging free radical species; and as we examined earlier in this chapter, several aspects of modern life cause unprecedented levels of these harmful substances to negatively impact the cells in our bodies. The antioxidants our bodies generate, even when added to the dietary antioxidants in a healthy diet, are not enough to combat all the oxidants present in most peoples' bodies; hence, supplementing with a powerful antioxidant is highly recommended as a safety measure to maintain good health and prevent a slew of life-threatening diseases.

The results are clear—Natural Astaxanthin is enormously more powerful in quenching singlet oxygen than other famous antioxidants. In the chart below, we've listed the antioxidants tested in this study, and we show how many times weaker in singlet oxygen quenching they are than Astaxanthin. Then, we list how many mg of these supplements you'd have to take to get the same level of singlet oxygen neutralizing activity that you'd get in one Natural Astaxanthin 4mg softgel, the most commonly used dose. Lastly, we've listed the cost for each product in popular brands of supplements sold in the United States.

<u>Supplement</u>	<u>How many times Weaker than Astaxanthin</u>	<u>How many mg to equal 4mg of Astaxanthin</u>	<u>Suggested Retail Price</u>
<b>Astaxanthin</b>			\$0.33
<b>Alpha Lipoic Acid</b>	75 times weaker	300 mg	\$0.51
<b>Green Tea Catechins</b>	550 times weaker	2200 mg	\$5.23
<b>CoQ10</b>	800 times weaker	3200 mg	\$21.30
<b>Vitamin C</b>	6000 times weaker	24,000 mg	\$7.19

**Note:** Pricing is based on America's #1 Brand of Natural Astaxanthin, BioAstin® by Nutrex Hawaii; Solgar Alpha Lipoic Acid 200mg 50 veggie caps; Vital Nutrients 80% Green Tea Catechins 275mg 60 caps; Solgar CoQ10 30mg 60 softgels; Solgar Ester C 500mg 100 tabs.

---

This chart shows that not only is Natural Astaxanthin incredibly stronger as an antioxidant than all of the substances against which it was tested, but it has two other clear advantages as well:

- Natural Astaxanthin is much more economical
- You can take much smaller quantities to get the same antioxidant activity level

For the price of one \$0.33 Natural Astaxanthin capsule, you'd have to spend over \$20 on CoQ10 to get as much singlet oxygen quenching activity. CoQ10 is 6291% more expensive! And while Alpha Lipoic Acid is the only one that was even remotely close to Natural Astaxanthin in terms of pricing at 52% more expensive, the other three products were all far greater than 1000% more expensive.

But there's another consideration besides cost: When considering a supplement regimen, one must also consider convenience. To get the same antioxidant activity as one easy-to-swallow Natural Astaxanthin 4mg softgel capsule, you'd have to take ten of the Green Tea Catechin capsules; sixteen of a 200mg high-strength CoQ10 capsule; or twenty-four 1000mg Vitamin C horse pills!

The last thing that we must consider when comparing antioxidants in side-by-side experiments is that the results are *quantitative*, and not *qualitative*. If you were to try to measure different food products with a single numeric result, it wouldn't tell you that much about how they compare. For example, if you use calories as the measurement, you'd be excluding lots of important things like how healthy the food is for you, what nutrients it contains, and of course, if it tastes good. With antioxidants, you can tell quite a bit about them by measuring antioxidant strength head-to-head. But there are some other important things to consider—like whether the antioxidant can:

- Support brain health and cross the blood retinal barrier to bring antioxidant protection to the eyes
- Protect both fat-soluble and water-soluble parts of the cell
- Bond with muscle tissue
- Become a pro-oxidant and cause oxidation and subsequently damage cells under certain conditions (as compared to preventing oxidation and damage like it should)

In all of the examples on page 20, Astaxanthin performs perfectly. You're probably starting to understand that Natural Astaxanthin is one remarkable substance. We'll talk about its qualitative antioxidant properties later in the chapter; but first, let's look at two more head-to-head antioxidant studies.

In the experiment found in the top graph on page 22, Astaxanthin yielded an antioxidant strength 550 times stronger than Vitamin E in singlet oxygen quenching (Shimdzu et al, 1996). Vitamin E has been touted to be a strong antioxidant both internally and in topical uses in cosmetics; yet Astaxanthin's antioxidant strength completely dwarfed Vitamin E!

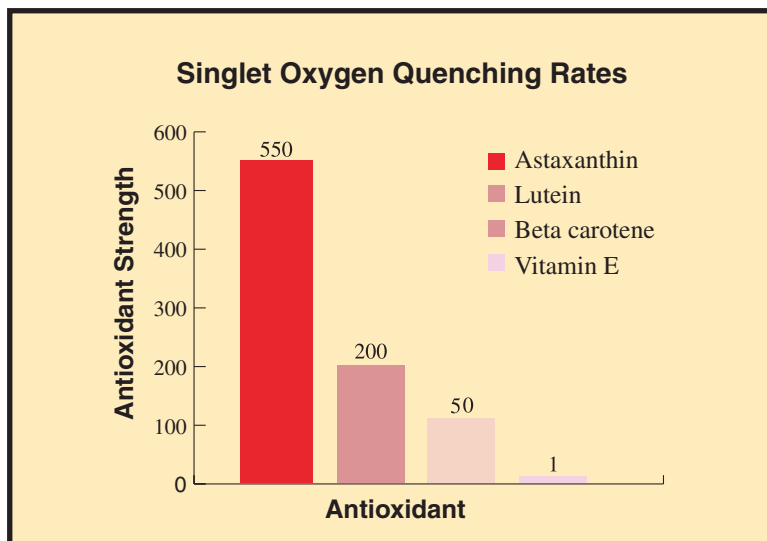
It's also very interesting to note Astaxanthin's relationship to the closely related carotenoid beta carotene. Beta carotene is the most widely researched carotenoid and is certainly a wonderful compound with many health benefits. It is a carotenoid with Vitamin A activity—it is converted into Vitamin A in the human body as needed. As we examined in the first chapter, Astaxanthin is very similar chemically to beta carotene. Yet Astaxanthin was 11 times stronger than beta carotene in singlet oxygen quenching.

Lutein has become a very well known product over the last ten years. It is also a carotenoid like beta carotene and Astaxanthin. Lutein has been marketed as a great product for eye health (although we'll discuss in a later chapter evidence that Astaxanthin may in fact be better for eye health than lutein). As an antioxidant targeting harmful singlet oxygen, Astaxanthin proved to be almost three times stronger than lutein. And other antioxidant studies show that Astaxanthin is ten to twenty times stronger than all other carotenoids, including lutein.

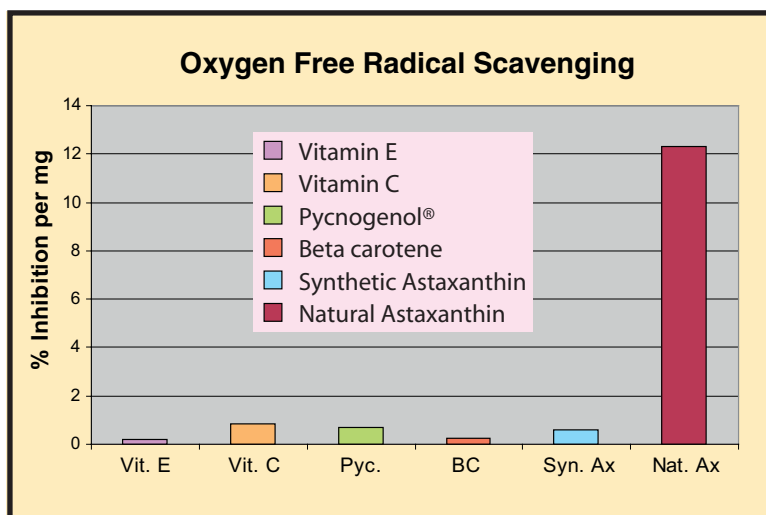
The last antioxidant study we'll look at was done at Creighton University. You'll find the graph on the bottom of page 22; it measured Natural Astaxanthin (as BioAstin® from Cyanotech Corporation) against Vitamin E, Vitamin C, Pycnogenol, Beta Carotene and several other antioxidants (including synthetic Astaxanthin) as free radical scavengers. In this experiment Natural Astaxanthin ranged from a minimum of 14 times stronger to over 60 times stronger than all the other antioxidants! (Bagchi, 2001). The breakdown is as follows:

**Natural Astaxanthin  
as BioAstin® from  
Cyanotech Corp**

14.3 times stronger than Vitamin E  
17.9 times stronger than Pycnogenol®  
20.9 times stronger than synthetic Astaxanthin  
53.7 times stronger than Beta Carotene  
64.9 times stronger than Vitamin C



*N. Shimidzu, M. Goto and W. Miki. 1996*



*D. Bagchi, Creighton University. 2001*

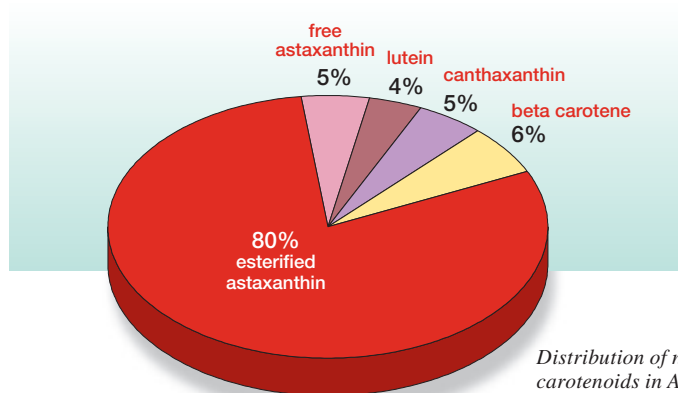
It is remarkable to note how different types of antioxidant testing can yield drastically different results. For example, in the first test measuring singlet oxygen quenching, Astaxanthin proved to be 550 times stronger than Vitamin E. In this test measuring free radical scavenging, Astaxanthin was only 14.3 times stronger than Vitamin E. This is why it can be very misleading to rely on a single test to measure antioxidant strength, and why we emphatically disagree with the high level of prominence that ORAC testing has attained through aggressive marketing: Results can vary dramatically. It is better to look for patterns. The pattern that clearly emerges after examining results from many extremely different antioxidant tests is that Astaxanthin is the most powerful natural antioxidant of all.

## **Natural versus Synthetic Astaxanthin**

A fascinating point to consider is how Natural Astaxanthin performed in the free radical scavenging antioxidant test versus synthetic Astaxanthin. Synthetic Astaxanthin is produced by a few huge chemical companies in huge factories from petrochemicals. While it seems very unnatural to take supplements made from the same oil you put into your car's engine, the more important factor is how these two extremely different substances perform as nutrients: Although it has the same exact chemical formula as Natural Astaxanthin, synthetic Astaxanthin is actually a different molecule—the shape of the molecule is different, plus in its natural state, Astaxanthin is always paired with fatty acids attached to either one or both ends of the Astaxanthin molecule. This results in an “esterified” molecule, and makes Natural Astaxanthin far superior to synthetic Astaxanthin as an antioxidant and in many other ways, which we'll explore later.

Another critical difference is that the Natural Astaxanthin tested (BioAstin® from Cyanotech Corporation in Hawaii) is extracted from *Haematococcus Pluvialis* microalgae. When the microalgae hyperaccumulates Astaxanthin as a survival mechanism due to environmental stress, it also produces small quantities of other supporting carotenoids. The resulting complex is broken down as follows:





*Distribution of naturally occurring carotenoids in Astaxanthin from Haematococcus microalgae.*

The additional carotenoids beta carotene, canthaxanthin and lutein work in synergy to make Natural Astaxanthin a more effective antioxidant than synthetic Astaxanthin. At the same time, they lead to far greater efficacy in treating various health conditions and ensuring Natural Astaxanthin's many health benefits. We'll discuss the important differences between Natural Astaxanthin and synthetic Astaxanthin in more detail later.

## Antioxidant for the Eyes and Brain

Many antioxidants and even carotenoids that are closely related to Natural Astaxanthin do not support brain health and cannot cross the blood retinal barrier and protect the inner parts of the eye such as the retina and macula. Even beta carotene, the most well-known of all carotenoids cannot do this. Neither can some other well-known carotenoids such as lycopene. But Astaxanthin can! This is vital for antioxidants because scientists' current theory on diseases and injuries of the eye and central nervous system is that they are caused by the increased generation and presence of singlet oxygen and other free radicals (superoxide, hydroxyl, hydrogen peroxide, etc.) or by decreased free radical removal ability. Such diseases include age-related macular degeneration (the leading cause of blindness), retinal arterial and venous occlusion, glaucoma, diabetic retinopathy and injuries resulting from trauma and inflammation. An antioxidant that can reach the inner eye by crossing the blood retinal barrier would be of great help to

protect the eye and would prevent a variety of these damaging conditions.

Although Astaxanthin is not normally found in the eye, way back in the 1940's two doctoral candidates from France were the first to prove that Astaxanthin can cross the blood retinal barrier. After feeding Astaxanthin to Vitamin A deficient rats and finding it in their eyes, these researchers went on to demonstrate astounding properties of Astaxanthin for eye health (Grangaud, 1951 and Massonet, 1958). Their work was so controversial at the time that it went underground for over 50 years until it was uncovered recently by Cyanotech Corporation and made public. Astaxanthin may be the absolute best protection for eyes of any supplement, and the amount of research is quickly escalating. We'll discuss Astaxanthin's excellent abilities to protect the eyes and brain in Chapter 4.

## **Never a “Pro-Oxidant”**

There is a potential for some wonderful antioxidants, under certain conditions, to become “pro-oxidants” and actually have a negative effect by causing oxidation in the body. Some of the better-known carotenoid antioxidants that can become pro-oxidants are beta carotene, lycopene and zeaxanthin (Martin, et al, 1999). Even such familiar antioxidants as Vitamin C, Vitamin E and zinc can become pro-oxidants. This is another important factor separating Astaxanthin from other antioxidants—it never becomes a pro-oxidant (Beutner, et al, 2000). This is one more reason that Astaxanthin is clearly a superior antioxidant to others.

A famous study of beta carotene on smokers was done in Finland in the 1990's. In this study, it was found that smokers who took synthetic beta carotene supplements actually had a higher incidence of cancer than those taking a placebo. Of course, this synthetic beta carotene is also made from petrochemicals like Synthetic Astaxanthin. It can't be expected to perform as well as natural beta carotene—the “real deal” which is found in abundance in carrots and Spirulina.

The challenge with beta carotene is that it relies on other antioxidants, specifically Vitamin C, to properly protect cells from free radicals. Try to think of a free radical as a hot potato that needs to be passed from one antioxidant to another until it cools off. The people in this study were very heavy smokers (three packs per day) and not representative of the general population. In addition, the increase in the incidence of cancer was so small as to not be statistically significant; but in any event, it was very unusual to think that taking synthetic

---

beta carotene might increase the risk of cancer, particularly after over two hundred previous studies of diet and cancer indicated that diets rich in foods containing beta carotene were correlated with a lower incidence of cancer. Upon further review of this Finnish study, it was found that the subjects in the study that had eaten the most dietary natural beta carotene as compared to taking synthetic supplemental beta carotene also had the lowest incidence of cancer, as would be expected from previous studies.

So what was going on? Two things: First, it should be noted that diets containing high levels of foods rich in beta carotene also contain large amounts of other naturally occurring carotenoids and antioxidants, including forms of natural beta carotene not found in the synthetic supplement. So the “hot potato” can be passed from antioxidant to antioxidant until it is neutralized. Secondly, this study was with heavy smokers, who tend to be depleted in Vitamin C. Without Vitamin C, beta carotene can catch the destructive energy of a free radical and itself become a damaging molecule. In this situation, beta carotene has entered a “pro-oxidant” state. If Vitamin C is available this pro-oxidant state will quickly be converted back to an antioxidant state without damage to cells (Malila, et al, 2006).

Fortunately, vital differences in the molecular constituents of Astaxanthin have the effect of preventing a pro-oxidant state. This means that, unlike beta carotene, lycopene, zeaxanthin, Vitamins C and E, zinc, and some other normally wonderful antioxidants, Astaxanthin can never become a pro-oxidant and thus can never be harmful for anyone, including smokers or other people that might have low levels of Vitamin C.

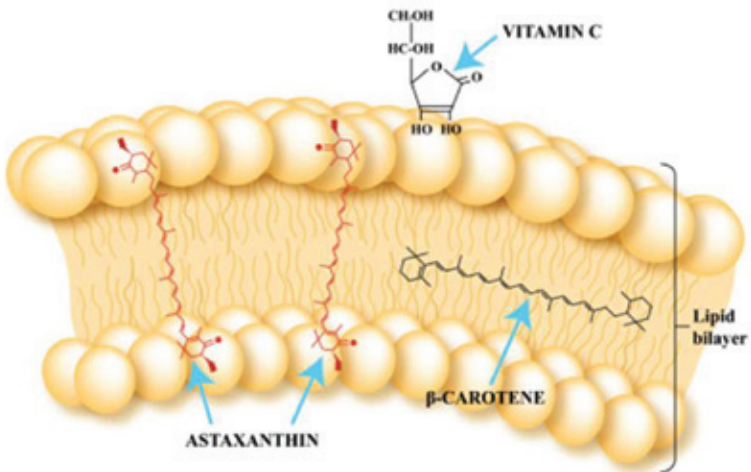
## **Protect the Entire Cell and the Entire Body**

One of the most unique and significant differences between Natural Astaxanthin and other antioxidants is its ability to protect the entire cell; another fundamental difference is its ability to get throughout the entire body to protect all of our organs, muscles, joints, skin and blood. This phenomenon occurs in the animal world too; for example, when some species of fish are fed Natural Astaxanthin, their skin becomes a healthy pinkish color. But if you give these same fish Synthetic Astaxanthin, the Synthetic Astaxanthin does not reach the skin well, and the coloration doesn't change, or is not consistent and natural looking.

As we pointed out earlier, Natural Astaxanthin protects our brains in a variety of different ways. Besides this, it was proven way back in the 1940's

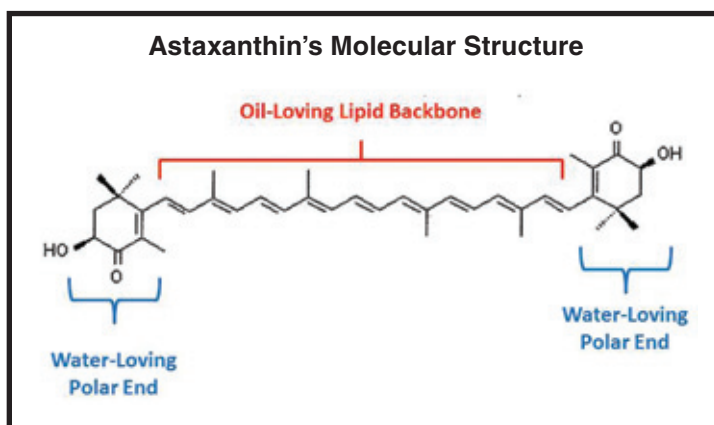
to be able to cross the blood retinal barrier and enter into the eyes. We'll see in later chapters how it can get into joints and tendons and provide relief to painful conditions like arthritis and tendonitis; we'll learn about how it can concentrate in the skin over time and provide protection from UV damage and actually make the skin healthier—even making it look visibly better; we'll find out why athletes love Astaxanthin: because it can bond with muscle tissue and give them greater endurance, better workouts and faster recovery time; and we'll see how it can help other organs and systems like the heart and cardiovascular system, the immune system, the reproductive system and the digestive system. This is one of the most powerful characteristics of Natural Astaxanthin that other antioxidants lack—it gets everywhere in our bodies and brings its intense antioxidant activity and its anti-inflammatory properties throughout.

### **Astaxanthin Provides Superior Cell membrane Protection**



Astaxanthin has polar (water-loving) ends and a lipid (oil-loving) backbone and can span cellular membranes allowing it to provide superior antioxidant protection. Polar (water-loving) antioxidants like Vitamin C and lipid (oil-loving) antioxidants like beta carotene cannot offer this same level of defense.

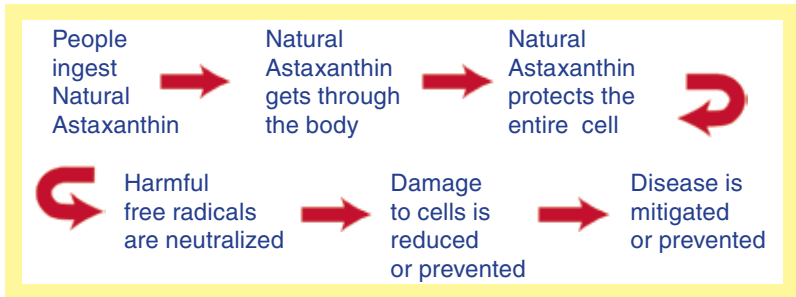
Another distinctive property of Natural Astaxanthin is that it can protect the entire cell. Cells in our bodies have different parts; one part of each cell is fat soluble or “oil-loving,” while the other part of the cell is water soluble or “water-loving.” Because of Natural Astaxanthin’s unique molecular structure, it can span the cell membrane and have one end of the molecule in the fat soluble part of the cell, while the other end of the molecule rests in the water soluble part of the cell. This ability to span the cell membrane is illustrated on page 27. You can see how a water soluble antioxidant like Vitamin C rests on the top, water-loving polar layer of the cell. It cannot protect the entire cell. And you can also see that a fat soluble antioxidant like beta carotene lies in the center, oil-loving lipid layers of the cell. It cannot protect the entire cell either. But Natural Astaxanthin has this unique ability to span the cell membrane; unlike other antioxidants, it can protect the whole cell at once. This distinctive molecular structure is illustrated in the diagram below.



*A Complete Antioxidant: Astaxanthin incorporates both oil and water soluble components within a single molecule. This enables it to protect both parts of our cells and provide exceptional antioxidant and anti-inflammatory protection to the entire cell.*

Most people are amazed, and some are even doubtful, that Natural Astaxanthin can help so many different organs and systems and can combat so many different diseases and harmful conditions. In their minds, even though there is extensive research to back up all of these health benefits, they begin to think

of it as a “snake oil.” But now that you know the progression of how Natural Astaxanthin works, it’s easy to understand how it can be beneficial in so many different ways:



To summarize, Natural Astaxanthin is not only the world’s most powerful natural antioxidant, but it has several properties which make it extremely effective and allow it to provide various health benefits that cross into many different areas. It can get throughout our entire bodies, and once it does, it can protect the entire cell to prevent and even potentially reverse cell damage. This manifests as many diverse health benefits that span all our organs and systems. So you can see: Natural Astaxanthin is one remarkable and unique nutrient!

---

## CHAPTER 3

---

### Safe, Natural Anti-Inflammatory

---

Anti-inflammatories have gotten a bad reputation. There's aspirin which can cause stomach bleeding. Then there's acetaminophen (Tylenol®) which can cause liver damage. Then came along the strong Cox-2 inhibitors such as Vioxx® and Celebrex®. Well, it turns out that these can potentially cause heart problems. Vioxx was taken off the market for this reason several years ago; Celebrex continues on the market with strict consumer warnings. The fact is that most anti-inflammatories have a potential for dangerous side effects. The American Journal of Medicine reported that non-steroidal anti-inflammatory drugs (NSAID's) contribute to roughly 16,500 deaths and more than 100,000 hospitalizations each year! (Singh, G, 1998). The New England Journal of Medicine compared the number of deaths from NSAID's as being similar to the number of deaths from AIDS (Wolf, et al, 1999). Many people with arthritis will try glucosamine and chondroitin. But these products are proving to help only a fraction of the people who try them. A large scale study in which subjects took either 1500 mg of glu-

---

#### **Over 80% of Arthritis Sufferers Improve with Astaxanthin!**

A health questionnaire of 247 Astaxanthin users showed that "Over 80% of those reporting back pain and symptoms from osteoarthritis or rheumatoid arthritis reported an improvement from Astaxanthin supplementation. Astaxanthin supplementation was also reported to improve symptoms of asthma and enlarged prostate. All of these conditions have an inflammation component which is closely tied to oxidative damage."

(Guerin, et al, 2002)

cosamine sulfate alone, 1200 mg of chondroitin alone or a combination of both showed no statistically significant differences from the placebo group. It should be noted that a subgroup of patients with moderate to severe pain resulted in a majority experiencing a reduction in pain by at least 20%, but overall the results add to a contradictory body of evidence on the effectiveness of glucosamine and chondroitin (Clegg, et al, 2006). What's a person with arthritis, tendonitis or just good old-fashioned aches and pains to do? They should try Natural Astaxanthin.

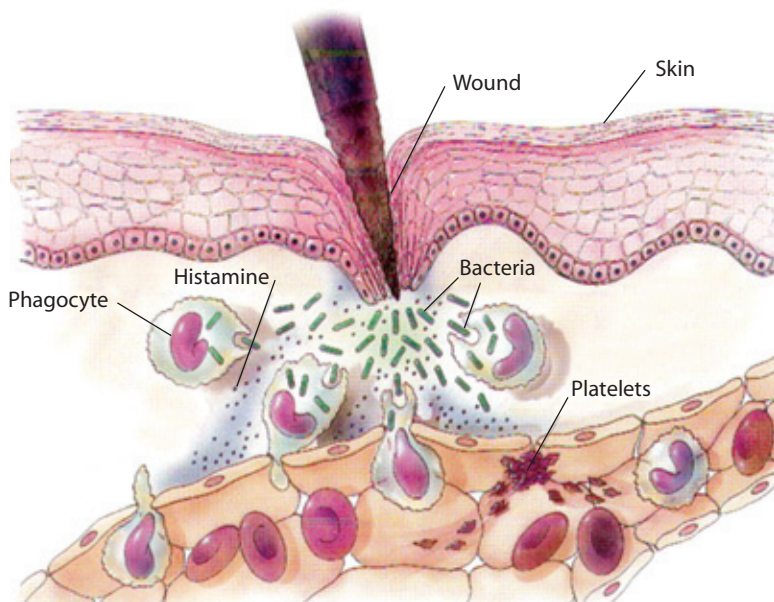
We should give a word of warning here: Astaxanthin will not work as quickly as Vioxx, Celebrex or some over-the-counter anti-inflammatories. Most people will not see benefits in pain relief or increased strength and mobility for two to six weeks after taking Astaxanthin, and to be honest, as many as 20% of people may have reduced or even negligible results. This is the nature of natural remedies—they aren't as concentrated as prescription medications, so they won't work overnight. And due to the different metabolisms and the different types of bodies people have, they may not work perfectly for everyone. In different clinical studies on inflammatory conditions, Natural Astaxanthin has been shown to be very effective for the majority of people, but there are some who don't get the desired results. But even with prescription drugs such as Vioxx and Celebrex and over-the-counter products such as aspirin and Tylenol, there are also people who don't get results, and with these products there are dangerous side effects. Natural Astaxanthin, on the other hand, has never been shown to have any negative side effect or contraindication. The only potential effect from people taking megadosis far above the recommended 4 – 12 mg per day may be a slight orange color in the palms of the hands and soles of the feet. This is due to the pigment in Astaxanthin depositing in the skin, and as we'll see later, this is a good thing since it's what allows Astaxanthin to work as an internal sunscreen.

## **What Exactly is Inflammation?**

Inflammation is essential for our survival. It is our bodies' immune response to fight infection and repair damaged tissues. It is a complex physical and biochemical process. Basically, inflammation is the healing process that is triggered when there is something wrong with our bodies. If an unwanted bacteria or virus attacks us, our inflammatory system kicks in and starts to fight against it. If we sprain an ankle, again, our inflammatory system begins to work to repair the damaged tissues. Without an inflammatory system, we would soon be dead.

Inflammation shows up in many different ways. For example, the swelling





*Overview of the Human Inflammatory Response System*

that occurs after we sprain our ankles is a sign of inflammation. The red knuckles of a person with arthritis is another sure sign of inflammation. Even sunburn is a sign of inflammation; when the ultraviolet rays of the sun begin to damage our skin cells, our inflammatory systems turn on and our skin turns red.

An in-depth discussion of the human inflammatory response is beyond the scope of this book; it is an extremely complicated process. The illustration above gives a broad overview of the process. Most of our tissues have cells in them called “mast cells.” Mast cells are the key initiators of inflammation. They release many potent inflammation mediators. These mediators either attract white blood cells, or activate cells that have been attracted to produce additional mediators.

There are many different inflammation mediators. Among those that are known and understood are histamine, tumor necrosis factor-alpha, reactive oxygen species such as nitric oxide and hydrogen peroxide, interleukins and prostaglandins. Prostaglandins are produced from arachidonic acid and by cyclooxygenases, the COX-1 and COX-2 enzymes. As we mentioned before, the

prescription anti-inflammatories Vioxx and Celebrex are very strong, specific COX-2 inhibitors. On the other hand, aspirin is a non-specific COX inhibitor in that it controls both the COX-1 and COX-2 enzymes. Astaxanthin is very different from these other products in that it has an effect on many different mediators, but in a gentler, less concentrated manner. This is how Astaxanthin can be an effective anti-inflammatory without any negative side effects.

## **Mechanism of Action**

Due to the multitude of ways in which Astaxanthin combats inflammation, it is a very special anti-inflammatory indeed. Both in-vitro and in-vivo research have been done to uncover Astaxanthin's mechanism of action. This mechanism has been further demonstrated in several double blind, placebo controlled human clinical trials on various inflammatory conditions.

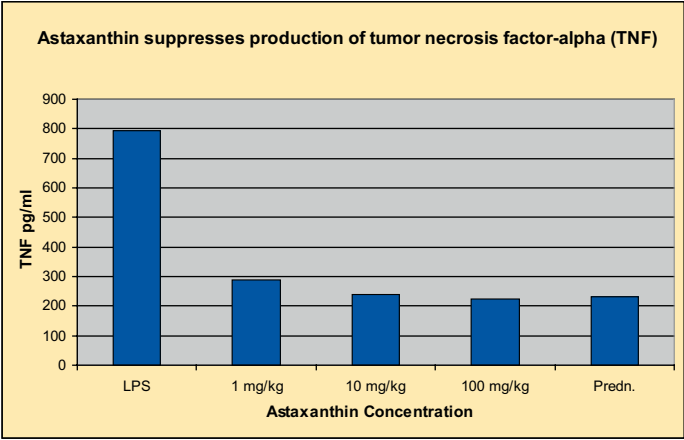
Astaxanthin's anti-inflammatory properties are closely related to its powerful antioxidant activity. Many antioxidants exhibit an anti-inflammatory effect as well. To a certain extent, because Astaxanthin is the most powerful natural antioxidant, it is also a very effective anti-inflammatory.

Astaxanthin works to suppress different inflammatory mediators. Among these mediators are tumor necrosis factor alpha (TNF-a), prostaglandin E-2 (PGE-2), interleukin 1B (IL-1b) and nitric oxide (NO). In one experiment done with mice and also in-vitro, Astaxanthin was shown to suppress TNF-a, PGE-2, IL-1b, NO as well as the Cox-2 enzyme and nuclear factor kappa-B (Lee, et al, 2003).

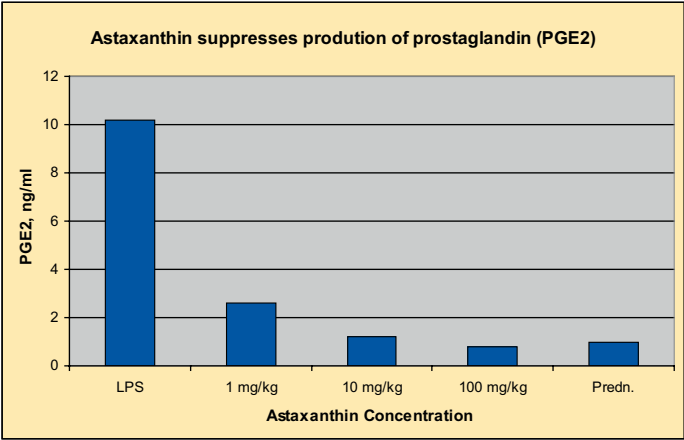
Another study done the same year was led by a researcher from Japan's Hokkaido University Graduate School of Medicine. Here, the researchers found similar results: Astaxanthin was shown in vitro to decrease the production of NO, PGE-2 and TNF-a. This study also looked at Astaxanthin's anti-inflammatory effect in the eyes of rats. The researchers induced uveitis (inflammation of the inner eye including the iris) and found that Astaxanthin had a "dose dependent ocular anti-inflammatory effect, by the suppression of NO, PGE-2 and TNF-a production, through directly blocking nitric oxide synthase enzyme activity" (Ohgami, et al, 2003). Basically, this study proved that Astaxanthin reduces inflammation of the eye, the root cause of many different vision ailments, and clearly demonstrated exactly how it does this.

The graphs on pages 34 and 35 visually depict how Astaxanthin works to combat inflammation through multiple pathways.

COMBINED RESULTS FROM INFLAMMATORY  
MECHANISM RESEARCH

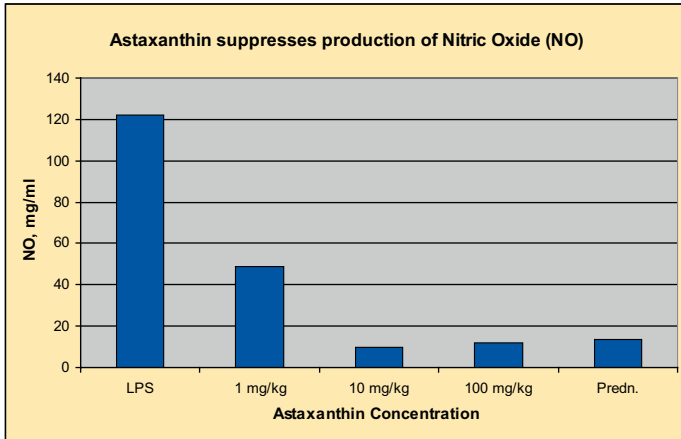


TUMOR NECROSIS FACTOR

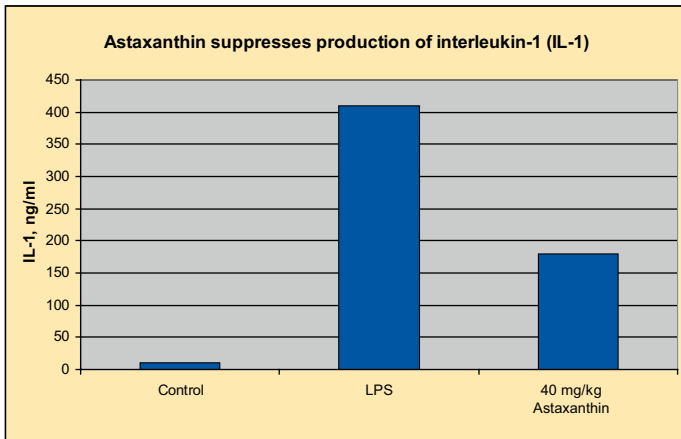


PROSTAGLANDIN E-2

*Measurement of the anti-inflammatory action of Astaxanthin in lipopolysaccharide (LPS) induced inflammation in rats, as measured by tumor necrosis factor and prostaglandin E-2, and compared with the anti-inflammatory drug prednisolone (Ohgami, et al, 2003).*



NITRIC OXIDE



INTERLEUKIN 1-B

*The top graph shows the measurement of the anti-inflammatory action of Astaxanthin in lipopolysaccharide (LPS) induced inflammation in rats as measured by nitric oxide levels, and compared with the anti-inflammatory drug prednisolone (Ohgami, et al, 2003). The bottom graph shows the measurement of anti-inflammatory action of Astaxanthin in LPS induced inflammation in mice as measured by interleukin 1-B (Lee, et al, 2003).*

---

Recent research has further demonstrated Astaxanthin's ability to positively impact the inflammatory response. Scientists in Japan and Korea have built on the studies from 2003 which demonstrated Astaxanthin's mechanism of action as an anti-inflammatory. The first of these recent studies was done at Korea University. It showed similar results to the previous studies, wherein Astaxanthin displayed the ability to positively impact multiple inflammatory markers (Choi, et al, 2008).

Another relevant study in 2009 added to the body of evidence for Astaxanthin's anti-inflammatory abilities. Researchers at Kyoto University in Japan did some very interesting work on rodents' mast cells. As we discussed in our explanation of what inflammation is, mast cells are the key initiators of inflammation. This study showed an inhibitory effect caused by Astaxanthin in rat mast cells (Sakai, et al, 2009). Finally, a group of Japanese university professors found fantastic results in this area the following year. This research referred to Astaxanthin's anti-inflammatory activity as "remarkable," and found a statistically significant reduction in six distinct inflammatory markers (Kishimoto, et al, 2010).

Another pathway in which Astaxanthin combats inflammation is through inhibition of the cyclooxygenase enzymes (Cox-1 and Cox-2). As we mentioned before, Vioxx and Celebrex work as intense Cox-2 inhibitors. The concentrated way in which they work leads to undesired side effects, such as the heart problems that were publicized in 2004. Lee, et al, demonstrated that Astaxanthin has a Cox-2 inhibitory effect. But Cyanotech Corporation, a commercial producer of Natural Astaxanthin from microalgae (trademarked as BioAstin®) wanted a better understanding of this critical matter. They wanted to demonstrate that the Cox-2 effect of Natural Astaxanthin is very different and much less intense than that of prescription medications. Cyanotech contracted a very well respected independent laboratory to analyze the drug Celecoxib (distributed as Celebrex®) in relation to Natural Astaxanthin (distributed as BioAstin®). The laboratory found that Celecoxib was over 300 times stronger in Cox-2 inhibition than Natural Astaxanthin. However, in Cox-1 inhibition, the two were much closer in strength: Celecoxib was only 4.4 times stronger. Of course, the ratio of Cox-2 to Cox-1 inhibition for each product was also very different: For Celecoxib the ratio was 78.5, while for Natural Astaxanthin it was only 1.1. This illustrates that Cox-2 and Cox-1 inhibition by Natural Astaxanthin is almost the same (Brunswick Laboratories, 2004). More research would have to be done to better understand the full impact of this enormous difference, but the logical conclusion is that Celebrex and Vioxx work faster because they are extremely focused in their Cox-2

inhibition, but this leads to dangerous side effects. Contrarily, Natural Astaxanthin works slower but exhibits no side effects. “While [anti-inflammatory] drugs usually block a single target molecule and reduce its activity dramatically, natural anti-inflammatories gently tweak a broader range of inflammatory compounds. You’ll get greater safety and efficacy reducing five inflammatory mediators by 30 percent than by reducing one by 100%” (Cole, G, 2005). After analyzing all the pluses and minuses of aspirin, acetaminophen, prescription anti-inflammatories and Natural Astaxanthin, it becomes very clear that Natural Astaxanthin is the only smart choice — it’s safe, and it works for a high percentage of people.

In fact, many factors point to the fact that Natural Astaxanthin works just as well as prescription drugs and over-the-counter medications to treat painful conditions such as arthritis, tendonitis, joint and muscle soreness after exercise and even back pain. Besides the human clinical research that you’re going to read about later in this chapter, two different surveys of Natural Astaxanthin users showed how well it works for most people. The first survey was done in 2002. It revealed that 88% of respondents who suffered from sore muscles or joints found that Natural Astaxanthin reduced their aches and pain. And over 80% of people who specifically mentioned osteoarthritis, rheumatoid arthritis or back pain reported improvement after supplementing with Astaxanthin (Guerin, et al, 2002).

The second survey took place six years later, but with very similar results. Of the respondents who reported suffering from joint, muscle or tendon pain, 84% found that Natural Astaxanthin helped them. 83% found that they experienced less pain, while 60% found that they had increased mobility (Capelli, et al, 2008). When asked to compare the effects of Natural Astaxanthin with other common anti-inflammatories:

- 75% found that Natural Astaxanthin works the same or better than over-the-counter pain medications such as Aspirin, Tylenol®, Aleve®, Motrin®, etc.
- 64% found that Natural Astaxanthin works the same or better than prescription anti-inflammatories such as Celebrex® or Vioxx®.

While some scientists may minimize the significance of consumer surveys because they’re not considered “double blind” or “placebo controlled,” other scientists and many physicians consider them a strong indicator as to a product’s effectiveness. And most scientists and doctors will certainly consider surveys as strong evidence when coupled with placebo controlled human clinical trials that

---

corroborate the surveys' results. This is the exact case with Natural Astaxanthin; these two surveys align perfectly with the results of the human clinical trials that follow in this chapter. And the fact that well over half of users find that Natural Astaxanthin works the same or better than all the available anti-inflammatory drugs and over-the-counter medications certainly can't be mitigated.

Let's take a moment to review the main points we learned so far about Natural Astaxanthin's ability to help people suffering with painful inflammatory conditions:

1. Natural Astaxanthin works about as well as anything on the market for inflammation.
2. But don't expect it to work quickly—results are usually seen in 2 to 4 weeks, but may take as long as 6 weeks.
3. Up to 20% of people may not get the desired results.
4. A poor result for 20% of users is not dissimilar to other drugs and medications.
5. The key difference is: Natural Astaxanthin has no known side effects or contraindications, while prescription anti-inflammatory drugs and over-the-counter medications have very serious ones—some of them life threatening!

When considering all the factors involved, the case for using Natural Astaxanthin for painful conditions becomes very clear. In the rest of this chapter, we'll discuss the human clinical studies that have been done which substantiate the surveys and validate the mechanism of action research on Astaxanthin's anti-inflammatory benefits.

## **“Silent” Inflammation and C-Reactive Protein**

While sporadic inflammation is a normal and healthy process, prolonged inflammation can be devastating. Prolonged inflammation can lead to tissue damage and many serious diseases. Recently, scientists have been studying prolonged, low level inflammation that many people experience without even knowing it. This is called systemic or “silent” inflammation. “A decade ago, researchers were blaming oxidative damage for everything from cancer to heart disease.

Now, chronic, low-grade inflammation is seizing the spotlight. ‘Inflammation is the evil twin of oxidation,’ says neuroscientist James Joseph of Tufts University. ‘Where you find one, you find the other.’ That would include not only such obvious inflammatory conditions as asthma and rheumatoid arthritis, but also ailments never previously associated with inflammation—such as atherosclerosis, Alzheimer’s disease, colon cancer and diabetes” (Underwood, A, 2005).

The number of diseases linked to silent inflammation is staggering: Heart disease, stroke, cancer, diabetes, Alzheimer’s, Parkinson’s, asthma, rheumatoid arthritis, ulcers, irritable bowel syndrome and more. We can feel perfectly healthy while silent inflammation slowly ravages our bodies, creating the diseases that will ultimately kill us.



*February, 2004 front cover story on "silent" inflammation, Time Magazine.*

Silent inflammation has become such a hot topic that the mainstream media has begun to focus on it. While we used to constantly hear about oxidation and free radicals in the media during the 1990’s, it seems that with the new millennium, the buzz-word of the day is inflammation. The truth of the matter is that both are interrelated, and it is extremely important to combat both.

Long time health advocate, Dr. Barry Sears, is the President of the Inflammation Research Foundation. Dr. Sears wrote an outstanding article on “silent inflammation.” Dr. Sears said, “What if there was a condition that threatened to destroy the entire US healthcare system in a very short time? Every politician would be making speeches about it. There would be a mobilization of the

entire medical establishment to combat it...Unfortunately, such a condition does exist and no one seems concerned about it. This condition is ‘silent inflammation’...Silent inflammation is different from classical inflammation in that it is below the threshold of perceived pain. As a result, no action is taken to stop it, and it lingers for years, if not decades, causing continued insults on the heart, the immune system and the brain.” Dr. Sears points out that Americans have



---

the highest levels of silent inflammation in the world with over 75% of people afflicted. He says that there is no drug that can reverse silent inflammation, “but there are anti-inflammatory diets and anti-inflammatory dietary supplements that can” (Sears, B, 2005).

The most common test for silent inflammation is a measurement of blood levels of a substance called C-reactive protein (CRP). In 2003, a panel of experts convened by the American Heart Association and the Center for Disease Control and Prevention recommended the CRP blood test as a way of assessing heart disease risk. Researchers from leading institutions such as Harvard among many others have declared that CRP is a more reliable indicator of heart disease risk than cholesterol testing. CRP is produced in the liver and in the coronary arteries, and is then released into the bloodstream when the body is fighting inflammation. It is a marker for inflammatory activity, but it does not cause inflammation (Perry, S, 2006).

In 2006, a human clinical study analyzed the effects of Natural Astaxanthin on blood CRP levels. The study was conducted at the Health Research and Studies Center in California, an independent research company that specializes in nutraceutical clinical work. The research was headed by Gene Spiller, PhD. Dr. Spiller had done previous work with Natural Astaxanthin, and in fact had focused on Natural Astaxanthin’s effects on various inflammatory conditions. This study was done with a relatively small sample size, with twenty five subjects completing the full course. The study lasted for eight weeks. Sixteen subjects received Natural Astaxanthin and nine received a placebo. Blood CRP levels were measured before the subjects began the supplement regimen, and again at the end of the study. The results were extremely promising: On average, the treatment group experienced a 20.7% reduction in CRP levels in just eight weeks, while the placebo group saw an increase in their levels (Spiller, et al, 2006a).

Another study on the effects of Natural Astaxanthin on CRP was publicized in 2006, although not published in a peer reviewed journal. This study specifically used subjects with elevated CRP levels that would put them in a high risk category. After three months, 43% of the treatment group experienced enough of a reduction in their blood CRP levels to fall out of the high risk category and into the average risk group. To the contrary, all of the subjects in the placebo groups remained at high risk (Mera Pharmaceuticals, 2006). This was another extremely promising result adding to the case for Natural Astaxanthin’s ability to combat silent inflammation: Close to half of the subjects returned their CRP levels from high risk to normal by supplementing their diets for three months with Natural Astaxanthin!

## Tennis Elbow (Tendonitis)

It appears that Astaxanthin can have a significant effect on inflammation of the tendons. A very interesting study was conducted by Dr. Spiller from the Health Research and Studies Center on patients suffering from tennis elbow. Tennis elbow is a form of tendonitis. One of the debilitating results of this condition is the decrease in grip strength and pain that is generated when gripping something in the hand. Dr. Spiller analyzed the effect of Astaxanthin supplementation on the grip strength of tennis elbow sufferers.



*Tennis elbow causes loss of grip strength, pain and loss of mobility.*

This study was comprised of thirty three subjects who completed the eight week course of supplementation or placebo. Twenty one subjects received Natural Astaxanthin gelcaps, while twelve received a placebo. Grip strength was measured at the beginning of the eight week trial and again at the end of the trial.

After eight weeks of taking Natural Astaxanthin, the treatment group showed a remarkable average improvement in grip strength of 93%, while at the same time self-assessment of their pain level decreased. Dr. Spiller wrote, “The group receiving BioAstin® [Natural Astaxanthin] had a significant increase in grip strength measurement when compared to the group receiving the placebo...This correlation of improved grip strength measurement and BioAstin® may suggest that daily use can help alleviate pain associated with tennis elbow and increase mobility. This improvement may greatly improve the standard of living for those who suffer from such joint disorders” (Spiller, et al, 2006b).

## Carpal Tunnel Syndrome (Repetitive Stress Injury)

Dr. Spiller and his research partner, Yael Nir, MD, had previously studied a related tendon condition known as “carpal tunnel syndrome” (CTS) in some countries, or alternatively as “repetitive stress injury” in other countries. CTS is



*There is no cure for carpal tunnel syndrome. Conventional therapy involves splints or surgery.*

a debilitating disease of the wrist that manifests itself in numbness, pain and in extreme cases even paralysis. There is no cure for this condition; current medical procedures are to put a splint on the wrist to immobilize it or, at the very least, restrict movement to a minimum. If the condition doesn't improve after immobilization, most often wrist surgery is recommended. Unfortunately, not all patients respond to surgery. Clearly, an alternative therapy that addresses the symptoms of CTS would be extremely beneficial.

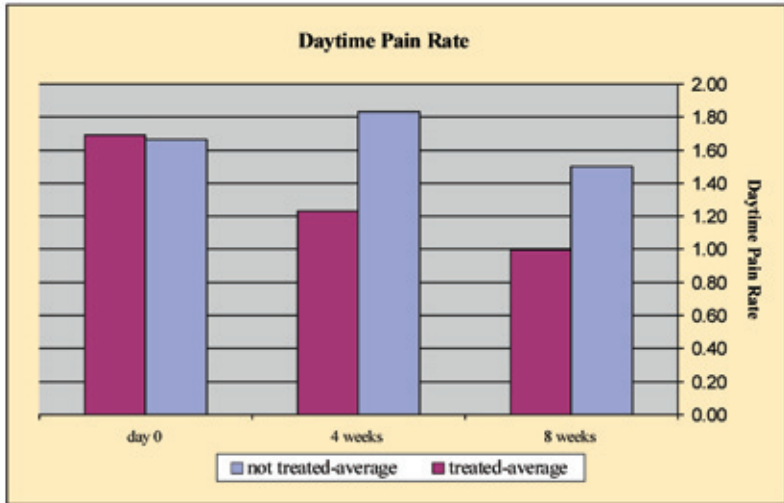
The clinical trial done on CTS sufferers was done with twenty subjects, thirteen in the treatment group and seven in the placebo group over an eight week period. The participants completed a questionnaire three times during the study, at the beginning, after four weeks and again at the end, after eight weeks. Each time they answered questions on the number of times a day they experienced pain (pain rate) and the duration of their pain. The analysis of the questionnaires showed that the participants who were taking the Astaxanthin-containing capsules experienced a marked decrease in daytime pain rate and duration of pain at mid-study (after 4 weeks) and an even greater decrease at the end of the study (after 8 weeks).

The result showed that the group taking Natural Astaxanthin reported a 27% reduction in daytime pain after four weeks and a 41% reduction after eight weeks. Similarly, the duration of daytime pain decreased by 21% after four weeks and 36% after eight weeks. (See graphs on page 43.) The researchers noted that some subjects reported major changes were possible in their lifestyle after using Natural Astaxanthin (Nir and Spiller, 2002a). This study as well as extensive anecdotal evidence from carpal tunnel sufferers shows that Natural Astaxanthin may be a viable alternative to surgery.

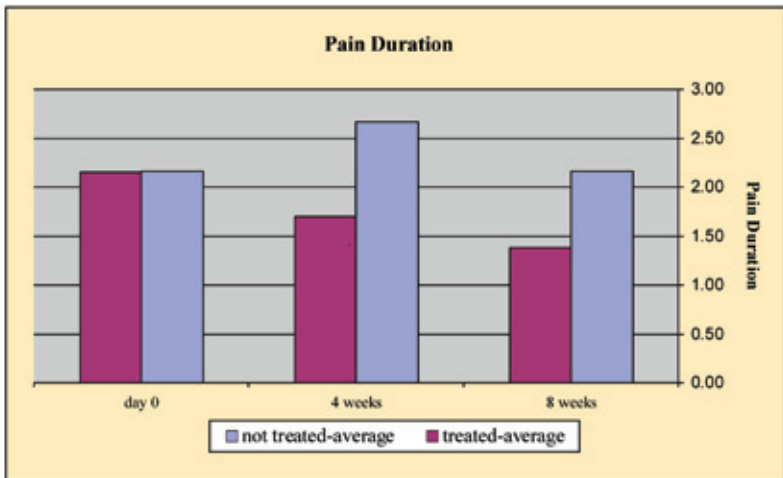
## **Rheumatoid Arthritis**

An extremely promising clinical trial was completed by Drs. Nir and Spiller on rheumatoid arthritis sufferers. Rheumatoid arthritis is an auto-immune

IMPROVEMENT IN CARPAL TUNNEL SUFFERERS



Daytime pain rate at the beginning, mid-way, and end of the study.



Pain duration at the beginning, mid-way, and end of the study.

---

disorder in which the sufferer's own immune system attacks itself. Rheumatoid arthritis is much more difficult to treat than osteoarthritis. It is a chronic destructive disorder that can cripple sufferers. Unfortunately, many traditional therapies are not very effective, and prescription drugs may be unsafe as well as ineffective. Alternative therapies and nutraceuticals before Natural Astaxanthin have yielded inconsistent results.

This study featured twenty one subjects, fourteen receiving Astaxanthin and seven receiving a placebo. Duration of the study was eight weeks. Pain and satisfaction with the ability to perform daily activities were measured at the beginning of the study, after four weeks, and finally after eight weeks of treatment.



*Hands Crippled by Rheumatoid Arthritis.*

The results showed a significant difference both in pain and satisfaction scores between the treatment and control groups at the end of the study. Pain scores for the treatment group decreased by approximately 10% after four weeks, and by more than 35% after eight weeks. The pain scores for the placebo group remained relatively constant. The subjects taking Natural Astaxanthin self-rated satisfaction scores improved by approximately 15% after four weeks and by over 40% after eight weeks. These results were extremely significant, and the researchers concluded that "Astaxanthin-based supplements appear to be an effective addition in the treatment of rheumatoid arthritis and further studies should be carried out with a larger population"

(Nir and Spiller, 2002b). Once again, Natural Astaxanthin demonstrated that it could help people suffering with serious inflammatory conditions live better, happier lives.

## **Joint Soreness after Exercise**

Before Dr. Spiller and Dr. Nir began their extensive research on Natural Astaxanthin's anti-inflammatory properties in human clinical trials, another researcher, Andrew Fry, PhD, found positive results on an inflammatory condition in a very different group of subjects. These people were not suffering from any

sort of disease or affliction.

Dr. Fry is a professor at the University of Memphis, where he serves as the Director of the Exercise Biochemistry Laboratory. Dr. Fry did a clinical trial to see how Natural Astaxanthin could help people that exercise overcome the common joint and muscle soreness that occurs in the days following their strenuous activity. He recruited twenty young men who regularly trained with weights, since this type of person would frequently experience exercise-induced joint soreness. This study ran for only three weeks, a relatively short period when considered in respect to Astaxanthin's cumulative nature as it concentrates throughout the body over time. The treatment and placebo groups were subjected to strenuous knee exercises on a resistance-training apparatus.

The placebo group experienced significant joint pain in their knees when surveyed immediately after the strenuous knee workout, and also at intervals of ten hours, twenty four hours and forty eight hours afterward. Remarkably, the young men taking Natural Astaxanthin showed no increase whatsoever in joint soreness in their knees. It appeared that Natural Astaxanthin at a moderate dose of 4 mg per day completely prevented joint pain after exercise (Fry, A, 2001).

This clinical trial is extremely significant as it shows how Natural Astaxanthin's anti-inflammatory properties can help all kinds of people—not just those who suffer from inflammatory diseases—but pretty much anyone who exercises or does strenuous work. From top athletes to weekend warriors, from homeowners working in their gardens to people crippled with rheumatoid arthritis, Natural Astaxanthin can help reduce pain and inflammation in tendons, joints and muscles. It can help control the ravages of “silent” inflammation and prevent the myriad of diseases it causes. Powerful antioxidant, safe and natural anti-inflammatory, Natural Astaxanthin is a great supplement for everyone!

---

## CHAPTER 4

---

# Healthy Eyes, Healthy Brain

---

Other carotenoids have begun to attain a certain level of fame for having beneficial properties for the eyes. There is no doubt that lutein and zeaxanthin are wonderful products to support and protect the eyes, and there is credible evidence that they can help prevent age related macular degeneration and other degenerative conditions. But due to Natural Astaxanthin's superior antioxidant and anti-inflammatory properties, indications are that it will prove to be superior to all other nutraceuticals for eye and brain health.

As we briefly discussed in Chapter 2, many antioxidants and even carotenoids that are closely related to Natural Astaxanthin cannot cross the blood retinal barrier. This means they can't do anything to help the eyes or the brain, and we'll see later that Astaxanthin can help both. Beta carotene and lycopene are just two of the well known carotenoids without this capability.

There is substantial evidence that most diseases associated with the eyes and brain are the result of oxidation and/or inflammation. Free radicals and singlet oxygen wreak havoc in your head over time, and the consequences, if left unchecked, manifest in such horrible diseases as blindness caused by macular degeneration or dementia caused by Alzheimer's. It is essential that people take antioxidants that can cross the blood retinal barrier and can also support brain health as they get older to protect these vital organs. And it's not just macular degeneration and Alzheimer's to be concerned with, but a whole list of potential problems associated with oxidation and inflammation in the brain and eyes. Below is a list of some of the many detrimental conditions that can develop:

- Glaucoma
- Cataract
- Retinal arterial occlusion
- Venous occlusion
- Diabetic retinopathy
- Age-related macular degeneration
- Injuries resulting from trauma

- Inflammatory injuries
- Alzheimer's disease
- Parkinson's disease
- Huntington's disease
- Amyotrophic lateral sclerosis (Lou Gehrig's disease)
- Senility
- Other forms of age-related dementia

Scientists believe that something may cause people's internal antioxidant defense system to malfunction or wear out as we age. Our bodies may lose the ability to produce high levels of the antioxidants that are normally produced internally such as superoxide dismutase, catalase and glutathione peroxidase. Also, as was pointed out in Chapter 2, our bodies are now subjected to unprecedented levels of oxidation caused by environmental factors such as pollution, contaminants, processed food and the high levels of stress in modern life. All of these lead to an assault on our vital organs as we age, including of course, our brains and eyes.

The eye, in particular, is now subjected to much higher levels of oxidation than our ancestors experienced. The depletion of the ozone layer is causing more intense sunlight than ever before, which directly affects the eyes and skin. Excessive exposure to sunlight and to the highly oxygenated environment causes free radicals to generate in the eye. A condition called "ischemia" which is a type of blockage that deprives the eye of nutrition and oxygen is a common cause of increased oxidation in the eye. Another cause of increased oxidation in the eye happens when the ischemic blockages are removed. The reoxygenation of the tissue after blockage is called "reperfusion," and the end result is another attack on the eye's normal oxidative balance. Even normal enzymatic processes cause increased generation of free radicals and singlet oxygen such as hydrogen peroxide, superoxide and hydroxyl in the eyes.

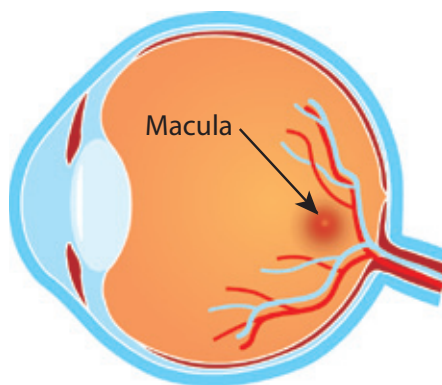
Free radicals and singlet oxygen oxidize the polyunsaturated fatty acids in the retina which leads to functional impairment of the retinal cell membranes, causing temporary and permanent damage to the retinal cells. Once the retina is damaged, it cannot be replaced. Antioxidants that can reach the inner eye by crossing the blood retinal barrier are essential because they protect the eye from these damaging conditions.



---

## The Pioneers of Astaxanthin Research

We spoke briefly about groundbreaking eye research in Chapter 2. That research came from the genius of Rene Grangaud and Renee Massonet, two colleagues who worked with unusual dedication on primitive equipment in Algiers in the late 1940's. Up until 1938, the chemical structure of the Astaxanthin molecule was not known. In 1946, as Europe rebuilt following World War Two, Armand Herisset discovered that Astaxanthin had surprising strength as an antioxidant (Herisset, 1946). But it was the team of Grangaud and Massonet who theorized, and then confirmed by research using Vitamin A deficient rats, that Astaxanthin crosses the blood retinal barrier and acts as a strong retinal protectant. In 1948, Grangaud and Massonet published their first in a series of papers



*The eye's retina contains the macula. Once damaged, the retina cannot be replaced.*

that reported the unexpected and remarkable properties of Astaxanthin in the eye (Grangaud, 1951 and Massonet, 1958). Many French scientists found the reported results, such as the prevention of xerophthalmia ("dry eye" disease, which follows night blindness, and precedes total blindness in Vitamin A deficiency disease), to be so incredible that they branded Grangaud and Massonet as mavericks and asserted that the reported experiments must be flawed. This "peer rejection" may have caused Grangaud and Massonet's doctoral theses (which were published as books) and journal articles to go unnoticed; none of their

publications were translated into English until 2013. Cyanotech's ongoing relentless review of the research on Astaxanthin and desire to set the record straight on who was first to discover that Astaxanthin crossed the blood retinal barrier and provide extraordinary antioxidant protection in the eye led to the first translation of Grangaud and Massonet's books and journal articles into English. The translations can be accessed on the US Patent and Trademark Office website at [www.uspto.gov](http://www.uspto.gov).

## **Cure and Prevention for Tired Eyes**

Since the groundbreaking eye research done in France, other scientists have found further benefits for the eyes when using Natural Astaxanthin. For example, **eye fatigue** is a serious problem in many of today's occupations. Working for long periods at visual display terminals reportedly induces various visual problems such as **eye strain, blurring and diplopia** (a disorder of vision in which two images of a single object are seen because of unequal action of the eye muscles – also called **double vision**). In a double blind study performed in Japan, after four weeks of supplementation with 5 mg of Astaxanthin per day (extracted from Haematococcus algae meal) the authors reported a 46% reduction in the number of eye strain subjects. They also found higher accommodation amplitude (the adjustment in the lens of the eye that allows it to focus) in subjects who used visual display terminals. The mechanism of action is still not understood, but it's most likely due to Astaxanthin's potent antioxidant properties (Nagaki, et al, 2002). Additional research in the area of eye fatigue has been carried out. In fact, there are now nine different positive human clinical studies that have been published in the area of eye fatigue.

Two different dosage levels were tested for eye fatigue by a group led by Dr. Nakamura in 2004. They found positive effects at 4 mg per day, but found a better result at 12 mg per day (Nakamura, et al, 2004).

Another group of Japanese researchers found similar results in another human clinical study. This double blind study was done to evaluate Astaxanthin's effect on eye fatigue and visual accommodation. Forty subjects were divided into placebo and treatment groups, with the treatment group receiving 6 mg of Astaxanthin for four weeks. The results were that three separate visual parameters were found to have statistically significant benefits from Astaxanthin supplementation. This research established an optimum daily dose for eye fatigue at 6 mg per day (Nitta, et al, 2005).

Additional studies have validated this work, showing that 6 mg per day of Natural Astaxanthin supplementation for four weeks can **reduce eye soreness, dryness, tiredness and blurred vision** (Shiratori, et al, 2005 and Nagaki, et al, 2006).

Astaxanthin may also work in a preventative role for eye fatigue. As we've seen above, the curative role of Astaxanthin in eye fatigue is already well established, evidenced by the studies referenced above, all of which centered on the use of Astaxanthin to cure eye fatigue. A different type of clinical study in this area

---

was done on subjects whose eyes were healthy, with no signs of fatigue or strain. Both the treatment and the placebo groups were subjected to heavy visual stimuli to induce eye fatigue, and it was found that the treatment group recovered more quickly. This clearly indicates that Natural Astaxanthin may serve to **prevent eye fatigue from occurring in healthy people** (Takahashi and Kajita, 2005).

The mechanisms of action thought to enable Astaxanthin to reduce or prevent eye fatigue are diverse. Of course, Astaxanthin's role as an antioxidant and anti-inflammatory play a part. A study conducted at the Hokkaido University Graduate School of Medicine determined that Astaxanthin inhibited inflammation in the eye primarily by blocking nitric oxide synthase (Ohgami, et al, 2003). In addition, Astaxanthin's ability to increase blood flow to the retina that we'll discuss in the following section surely plays a part. The final, yet very significant mechanism is improved accommodation amplitude; as discussed earlier in this chapter, accommodation is the adjustment in the lens of the eye that allows it to focus. By enabling the lens to more easily adjust, the ability of the eye to focus is improved and fatigue is averted.

## **A Multitude of Ways Astaxanthin Helps Your Eyes**

Besides the original research conducted in France by Drs. Grangaud and Massonet which showed potential preventive benefits in eye health, and of course the exceedingly well-researched area of eye fatigue, there are several other focus areas with studies showing how Astaxanthin may help ocular health. Indeed, in just the last ten years, the diversity of research on the role of Astaxanthin in eye health has considerably widened. And very recently, we're starting to see researchers mixing in Astaxanthin with the old standby carotenoids for eye health, lutein and zeaxanthin. This research is also yielding positive outcomes. But for our purposes, we'll limit our review to research that examines Astaxanthin alone, so as not to raise questions as to "which carotenoid is really doing the work," which would arise with carotenoid combinations. Fortunately, there are several very good studies with extremely promising results with Astaxanthin as the sole performer.

One of the most significant of these was demonstrated in a very different type of human clinical trial. This study was done in Japan with subjects comprised of twenty year old, healthy men. The treatment group was given 6 mg of Natural Astaxanthin per day for four weeks. Different visual parameters were measured, with statistically significant improvement found in two different pa-

rameters—**visual acuity (the ability to see fine detail) and depth perception.** Depth perception in particular saw a remarkable improvement by 46% in the group supplementing with Natural Astaxanthin (Sawaki, et al, 2002). Of course, a dietary supplement that can help people to see fine detail better and improve their depth perception has tremendous clinical implications.

It is very important to have sufficient blood flow to the eyes and the retina. Blood is the juice that keeps both our eyes and brains healthy. A human clinical study examined the ability of Astaxanthin to **improve retinal capillary blood flow.** Eighteen subjects were given 6 mg per day of Natural Astaxanthin and another eighteen people were given a placebo. After four weeks it was found that Astaxanthin had done the job—the treatment group had improved retinal capillary blood flow as compared to the placebo group (Yasunori, N, et al, 2005).

While Cyanotech (the company that publishes this book) does not perform nor condone animal research, we report animal research done by others as a means to understand Astaxanthin's many potential health benefits. Numerous such studies have been conducted in the area of ocular and neurological health. Some of these eye health studies follow:

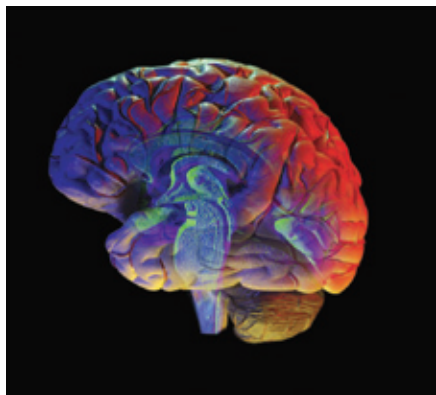
Cataracts are a very common and growing problem in our aging human population. In one pre-clinical animal trial, Astaxanthin was found to have potent antioxidant effects in the prevention of **cataracts** in rats' eyes (Wu, et al, 2002). A similar study with both in-vitro and in-vivo components revealed that Astaxanthin helped prevent the formation of cataracts (Liao, et al, 2009).

Another study took the lens from the eyes of pigs and tested the ability of Astaxanthin to protect them from induced oxidative damage. This experiment found that, as hypothesized, Astaxanthin was capable of protecting the lens proteins from oxidation. In fact, Astaxanthin performed better than the antioxidant glutathione which is produced by the pig's own body (Wu, et al, 2006). The theory that Astaxanthin's extreme antioxidant activity has a serious positive impact on eye health was borne out from another mammal study done in Japan. In this study, the researchers concluded: "These findings indicated that Astaxanthin had **neuroprotective effects against retinal damage** in-vitro and in-vivo, and that its protective effects may have been partly mediated via its antioxidant effects" (Nakajima, et al, 2008).

**Hypertension (high blood pressure) often manifests in eye disease and vision problems.** A substance that can protect eyes subject to increased pressure would have very positive therapeutic properties for people suffering from high blood pressure. An extremely promising rodent study showed that Astaxanthin

---

can do just this: Rats were given a substance to induce elevated pressure in the eye's retina. When given Astaxanthin, the rats were found to have three distinct benefits that the control group did not: Reduced nitric oxide synthase-2 levels (a marker for inflammation); reduced protein oxidation levels (attributable to Astaxanthin's antioxidant power); and reduced cell death (Cort, et al, 2010).



*Research shows that Astaxanthin has many potential benefits for the eyes as well as the brain*

A different type of rat study done in Japan showed that Astaxanthin's anti-inflammatory properties could **reduce damage caused by abnormal growth of blood vessels in the eye**. This is a very serious condition that can lead to macular degeneration and blindness. The evidence showed that Astaxanthin could indeed significantly suppress this abnormal growth of blood vessels; the researchers concluded that Astaxanthin supplementation may provide a therapeutic strategy for macular degeneration (Izumi-Nagai, et al, 2008).

Another rodent study was very helpful in that it measured the effect of Astaxanthin on three important **inflammatory markers in the uvea** (the middle layer of the eye including the iris). Inflammation in the uvea was induced, after which nitric oxide, tumor necrosis factor alpha and prostaglandin E-2 were measured. The rats that had been injected with Astaxanthin had lower levels of all three inflammatory markers. The researchers concluded that Astaxanthin is effective in reducing ocular inflammation (Suzuki, et al, 2005). A previous study done on inflammation of the eye of rats yielded similar results, but went on to demonstrate that the effects of Astaxanthin worked in a dose-dependent fashion. Additionally, this study proved these anti-inflammatory mechanisms in-vitro (Ohgami, et al, 2003).

Preventing macular degeneration...reducing eye fatigue...improving the ability to see fine detail...improving blood flow to the retina...preventing cataracts...bringing antioxidant and anti-inflammatory protection to the eye. There are so many potential benefits for the eyes from Astaxanthin use that anyone concerned with their eyes should be sure to supplement with Astaxanthin on a daily basis.

## Help for the Body's Control Center—The Rapidly Expanding Research on Astaxanthin's Role in Brain Health

With the exception of cardiovascular health, no other area of Astaxanthin research has expanded so rapidly as its ability to help the brain. In fact, in just the last three years, seventeen studies have been published showing an assortment of potential brain health benefits. A great deal of this research has centered on **protection from dementia and other age-related neurological impairment**. Two of these were human clinical trials done in Japan. The first study took elderly subjects with **age-related forgetfulness** and administered 12 mg of Natural Astaxanthin each day for 12 weeks. The researchers found efficacy for **age-related decline in both cognitive and psychomotor function** (Satoh, et al, 2009).

The second study was randomized, double-blind and placebo-controlled; a state of the art study in human volunteers. After 12 weeks at either 6 mg or 12 mg daily Natural Astaxanthin dosages, subjects were found to have decreased levels of phospholipid hydroperoxides (which accumulate in people suffering from dementia), as well as improved red blood cell antioxidant status. The researchers concluded that Astaxanthin supplementation may contribute to the “**prevention of dementia in humans as we age**” (Nakagawa, et al, 2011).

There have been several other recent studies showing evidence that Astaxanthin may be the very best supplement for brain health:

- Researchers at a biotechnology university in Taiwan concluded that Astaxanthin could be used as a **potent neuron protectant** and as a therapy for early stages of **Alzheimer's disease** (Chang, et al, 2010)
- Astaxanthin can **protect against damage from ischemia** (ischemia is the condition where there is a deficient supply of blood to the brain as a result of an obstruction of the arteries, which results in stroke, brain cell death and impaired brain function). The researchers attributed Astaxanthin's benefits to its intense antioxidant activity (Curek, et al, 2010)
- Another study found that pretreatment with Astaxanthin five hours and again one hour before ischemia provided **protection against brain damage** (Lu, et al, 2010)

- 
- Astaxanthin was found to be a potent agent against **neurodegenerative disorders** (Chan, et al, 2010)
  - **Brain cell death** was reduced by Astaxanthin (Wang, et al, 2010)
  - The neuroprotective effects of Astaxanthin were displayed through its **prevention of cell death** in mouse neural progenitor cells (Kim, et al, 2009)
  - In a second study by the same research team cited above, Astaxanthin displayed an ability to **improve the proliferation of neural stem cells** (Kim, et al, 2010)
  - A study on a human neuroblastoma cell line showed that Astaxanthin can protect from cell death, leading to the researchers' hypothesis that it may be of use for treating diseases such as **Parkinson's** (Ikeda, et al, 2008)
  - Brazilian scientists noted that many neuronal dysfunctions and psychotic behaviors such as **anxiety and depression** are related to different brain regions being subjected to oxidative stress. They found that Astaxanthin could restore normal oxidative conditions in plasma and **positively affect the forebrains** of animals (Mattei, et al, 2011)
  - Astaxanthin induced **anxiety-relieving effects** in mice (Nishioka, et al, 2011)

Some recent research merits closer review than the quick bullet points listed above. One such study was done by giving Natural Astaxanthin from *Haematococcus microalgae* in its rawest form to mice. A dried algal powder was given to a group of mice for thirty days. The mice were separated into different groups and given either no Astaxanthin in their feed or varying daily dosages. They were put through a series of cognitive tests to analyze the effect of Astaxanthin on their memory. Results were very good, and interestingly, the mice fed Astaxanthin in the middle dosage range showed the best **memory improvement**. "These results illustrate that Astaxanthin-enriched *Haematococcus pluvialis* powder has the auxiliary property of memory improvement...These results indicate that *Haematococcus* powder is associated with dose-dependent memory improvement and that a low dosage of algal powder is really **good for improving the memory**" (Zhang, et al, 2007). This study opened up a whole new avenue for potential neurological benefits of Astaxanthin—improving memory. It's important to consider

that this study was not done on aging or neurologically impaired animals; this research was done on strong, healthy mice and concluded that Astaxanthin helped improve their memory. Should this animal research carry through to humans, the implications for students, scientists, doctors, professionals—pretty much everyone—is exhilarating. After all, who wouldn't benefit from a better memory?

The University of Pittsburgh's medical school also found Astaxanthin to have **neuroprotective** effects [protection of brain function]. They first set up a mouse model for **Parkinson's Disease**, and then also tested for similar effects in-vitro. They isolated two mechanisms of action for Astaxanthin's positive effects in these trials—its antioxidant effects on superoxide dismutase and catalase, as well as its ability to prevent cell death. Their conclusion: "These data indicate that Astaxanthin may provide a valuable therapeutic strategy for the progression of **progressive neurodegenerative diseases** such as Parkinson's Disease" (Lee, et al, 2011).

Even the United State's National Institute on Drug Abuse is researching the brain health benefits of Astaxanthin. Further demonstrating earlier research on ischemia, the National Institute on Drug Abuse found that "Astaxanthin can **reduce ischemia-related injury in brain tissue** through the inhibition of oxidative stress, reduction of glutamate release, and antiapoptosis [prevention of cell death]. Astaxanthin may be clinically useful for patients vulnerable or prone to ischemic events" (Shen, et al, 2009).

Lastly, human brain cells were subjected to **neuronal cell damage** through oxidation at Nagoya University in Japan. Significant protection was found in cells pre-treated with Astaxanthin. Additionally, pre-treatment with Astaxanthin inhibited the generation of reactive oxygen species. The authors concluded "The **neuroprotective effect** of Astaxanthin is suggested to be dependent upon its antioxidant potential and mitochondria protection; therefore, it is strongly suggested that treatment with Astaxanthin may be effective for oxidative stress-associated neurodegeneration and a potential candidate for **natural brain food**" (Liu, et al, 2009).

## **Earlier Neuroprotective Research: The Foundation for the Recent Flurry of Brain Health Studies**

Some great experiments in the realm of brain health and neuroprotection were done at the International Research Center for Traditional Medicine in Japan in rodent models. In the first experiment, **blood pressure was reduced** by the



---

introduction of Astaxanthin to hypertensive rats. Blood pressure is a causative factor for many diseases including some associated with the eyes and brain. The researchers went on to examine the effects of Astaxanthin on stroke prone rats. They found that after five weeks of continuous supplementation, the **incidence of stroke** was delayed in the Astaxanthin treated group. Next, they established a possible mechanism for these results in-vitro, which they believed to be nitric oxide suppression.

The same study went on to demonstrate a **neuroprotective effect** in ischemic mice. As you probably remember from earlier (if you're taking your Astaxanthin!), ischemia is the condition where there is a deficient supply of blood to the brain as a result of the obstruction of blood flow through the arteries. In the case of these mice, ischemia was created by blocking the carotid artery. In humans, this condition can be caused by plaque buildup which can block the flow of blood through the carotid artery, which is the primary source of blood to the brain. This build up of plaque can lead to many different maladies including stroke and different types of dementia.

The ischemic mice were fed Astaxanthin only once—just one hour before the ischemia was induced. Remarkable results were seen in the treated group—the mice performed better in a maze designed as a learning performance test. “The present results suggest that Astaxanthin can attenuate the development of hypertension and may help to **protect the brain from stroke** and ischemic insults...In addition, Astaxanthin showed **neuroprotective** effects at relatively high doses by **preventing the ischemia-induced impairment of spatial memory** in mice. This effect is suggested to be due to the significant antioxidant property of Astaxanthin on ischemia-induced free radicals and their consequent pathological cerebral and neural effects. The current result indicates that Astaxanthin may have beneficial effects in **improving memory in vascular dementia**” (Hussein, et al, 2005a). It appears that Astaxanthin actually **made these mice with restricted blood flow to their brains smarter by improving their memory**. The implications of this study are extremely exciting, as our aging population sees growing numbers of Alzheimer's patients, stroke sufferers and people afflicted by dementia caused by other factors.

A similar study had been done previously and was published in the journal “Carotenoid Science.” This study also demonstrated that Astaxanthin could **prevent brain damage due to ischemia** (Kudo, et al, 2002). A company in Japan did some further work in this area in a rat model. The company fed rats Astaxanthin twice: Twenty four hours before, then again one hour before induc-

ing ischemia by stopping the flow of blood through the rats' middle arteries. The blood flow stoppage duration was one hour, at which point blood flow to the brain was permitted to resume. The rats were given one more dose of Astaxanthin after blood flow restarted. Their brains were compared to rats from a control group fed olive oil, and it was found that the rats fed Astaxanthin had **40% less brain damage** than the control group (Oryza Company, 2006).

Although the research on Astaxanthin's effects on the brain only commenced over the last ten years, it has accelerated very rapidly in the last three. And the variety and depth in certain areas is already quite extensive. While the potential for something like improving memory is confined to pre-clinical animal research and thus, remains unproven in humans, other areas of investigation such as preventing age-related dementia and cognitive decline have already been documented in human clinical studies. As with the research on eye health, all of this stems back to two major facts: 1) Astaxanthin can cross the blood retinal barrier (as Drs. Grangaud and Massonet demonstrated at the University of Lyon in France way back in the 1940's) and 2) once in the eyes, Astaxanthin's superior antioxidant properties and multi-faceted anti-inflammatory activity are sure to yield enormous benefits to these vital organs. Furthermore, Astaxanthin has demonstrated a variety of important neuroprotective properties such as prevention of age-related dementia and forgetfulness as well as many other potential brain health benefits. The authors of this book highly recommend that anyone over the age of 50 supplement with Astaxanthin every day for the benefits it confers on many conditions associated with aging. In the first chapters of this book we reviewed how Natural Astaxanthin positively affects the joints, tendons, brain and eyes. Later we'll see how it also positively affects the heart, the skin, the immune system and may even have positive benefits against cancer and tumors. From the vast array of age-related health issues it can benefit, it's easy to see why many health experts consider Natural Astaxanthin the complete "Anti-Aging Supplement."

---

## CHAPTER 5

---

---

### Internal Beauty Pill? Sunscreen in a Pill?

---



*Although beautiful, the sun causes severe damage to unprotected skin.*

Who would ever think that you can take a pill and it would make you more beautiful from the inside out? Or that this same pill could help protect your skin from UV damage and sunburn? It seems incredible, but there is strong evidence that Natural Astaxanthin can do both. Actually, the two are closely related; the skin is damaged over time by extensive and ongoing exposure to the sun's harmful rays. These ultraviolet rays can cause premature aging of the skin, wrinkles, dry skin, age spots and freckles. By preventing UV damage, skin can be protected from these conditions. And there is evidence that Natural Astaxanthin not only prevents UV damage from occurring, but may actually help to reverse these ex-

ternal signs of aging from the inside out.

Natural Astaxanthin has many great proponents among the medical community. One of them is probably the world's most famous dermatologist, a best-selling author named Dr. Nicholas Perricone, MD. Dr. Perricone has written several books, a few of which reached best-selling status, and one of which landing him at the #1 spot on the New York Times' Bestsellers List. He is a true believer in Natural Astaxanthin—he specifies that people should eat foods that contain the natural variety rather than foods with synthetic Astaxanthin like farm-raised salmon. Perricone's best selling book to date is titled "The Perricone Promise: Look Younger, Live Longer in Three Easy Steps." In this book he devoted three pages to educating his readers about Natural Astaxanthin. In his most recent

book, “The Perricone Weight-Loss Diet,” he also extols the virtues of Astaxanthin. He calls it a “Superstar Supplement.” He lists a series of benefits for Astaxanthin, two of which are relevant to this chapter: “It provides wrinkle reduction by internal supplementation...It reduces hyperpigmentation (better known as age spots)” (Perricone, N, 2006). On the world famous Oprah Winfrey show, Dr. Perricone called Astaxanthin a wonderful anti-inflammatory and antioxidant that “gives you that beautiful, healthy glow.”

Dr. Perricone credits Astaxanthin’s superior role as an antioxidant to its unique role in protecting the cell membrane. He cites evidence that it has an ability to protect and rejuvenate the skin as an internal beauty supplement. And Dr. Perricone is not the only fan of Astaxanthin from the conventional medical community. Another doctor, although perhaps not as famous as Dr. Perricone, has been raving about Natural Astaxanthin based on his own personal experience.

His name is Dr. Robert Childs, MD. Dr. Childs has been publicly talking about Natural Astaxanthin’s many benefits in radio and TV appearances as well as in magazine articles. And it’s very interesting to note that he’s doing this publicity solely because he’s a true believer in Natural Astaxanthin; he receives no compensation from anyone for his appearances. Dr. Childs’ personal experience with Natural Astaxanthin is fascinating: Briefly, he was born and raised in Honolulu, Hawaii and was always extremely sensitive to the sun, until he started supplementing with Astaxanthin.

After taking Natural Astaxanthin, Dr. Childs found that he could go out in the midday sun for four hours without burning, as compared to before using Astaxanthin, when he would burn in about a half hour in the intense Hawaiian sun. Dr. Childs says that “BioAstin [a brand of Natural Astaxanthin] literally changed my life, I am outdoors whenever and for as long as I like. For myself, the increased sun tolerance has been quite remarkable.” He also found that Astaxanthin helped him with stiffness and soreness in the mornings: “Coincidentally, within a few weeks after I starting taking Astaxanthin, I noticed that it was so much easier to jump out of bed in the morning. The usual stiffness and occasional soreness that would take 15 to 30 minutes to resolve was gone. I didn’t think about it much at the time, but looking back at it now, I realize that my physical body regained the smooth, painless functions that I enjoyed in my thirties, almost twenty years ago. Lastly, some of the older surgeons I work with who have confided in me their own “aches and pains” have tried BioAstin themselves and been so amazed that they are now recommending it to their patients.” (You can find Dr. Childs’ complete testimonial in Chapter 13.)

---

## The “*Hollywood Buzz*” on Natural Astaxanthin has Already Started

Medical doctors aren’t the only ones raving about Natural Astaxanthin’s skin health benefits. Famous actresses and models are also starting to buzz about Natural Astaxanthin as well. For example, England’s second largest circulation newspaper, “The Daily Mail,” reported a story in 2011 about Academy Award winning actress Gwyneth Paltrow and Super Model Heidi Klum both using a brand of Hawaiian Astaxanthin called “Royal Green” to help their skin. The article was titled “*Extended Life Pill: ‘Miracle Supplement’ Promises to Fight the Signs of Aging.*” The article stated that Royal Green Hawaiian Astaxanthin sold out within four hours of being offered for sale in the UK. The article lists several benefits for skin from Natural Astaxanthin use:

- *Fights wrinkles*
- *Improves skin elasticity*
- *Reduces visible signs of UV-aging within four to six weeks of use*
- *Maintains a youthful appearance*
- *Reverses premature signs of aging*
- *Reduces the risk of skin cancer*

Besides extolling these significant skin health benefits, the article also pointed out a few of the other benefits of Natural Astaxanthin including reduction of joint and muscle pain and improved immunity. As of late 2011, this story about Gwyneth Paltrow and Heidi Klum using Natural Hawaiian Astaxanthin had only been publicized in the United Kingdom; but as the “world’s best kept health secret” continues to leak out, this publicity is sure to surface in the United States and many other countries across the world.

Why are doctors, scientists, actresses and super models talking about this “Miracle Supplement” that fights the signs of aging? Why is one of the world’s most famous dermatologists extolling the virtues of Natural Astaxanthin in his books and on the Oprah show? And why would an MD who is hyper-sensitive to

sunburn state that Astaxanthin “changed his life”? If it were only the actresses and models talking, one might think that this was some sort of Hollywood hype. But traditional Medical Doctors believe in hard scientific research as a basis for their opinions and recommendations, and as you’ve probably already deduced, there is already hard research that Natural Astaxanthin can improve skin appearance and protect from UV damage—from the inside out!

### Internal Sunscreen

In groundbreaking clinical work for which a patent was awarded, Cyano-tech Corporation funded a study to test the potential of Natural Astaxanthin as an **internal sunscreen**.

The skin was tested before supplementation began to see how much UV light was needed to cause erythema (reddening of the skin, a.k.a. sunburn). Then, subjects supplemented with 4 mg of Natural Astaxanthin per day for two weeks. After the two week supplementation period was over, the subjects once again underwent the skin reddening test. The pre-supplementation and post-supplementation scores were then compared. The result was that in only two weeks at a standard dose of just 4 mg per day, there was a statistically significant increase in the amount of time necessary for UV radiation to redden the skin. This result is particularly promising because Astaxanthin has a cumulative effect in the body—it builds up in the organs over time. Two weeks is a relatively short time for the Astaxanthin to concentrate in the body’s largest organ, the skin. Yet this study proved that in just two weeks Natural Astaxanthin was already working as an internal sunscreen (Lorenz, T, 2002).

This study did not investigate the mechanism of action for Astaxanthin’s abilities as an internal sunscreen, but the answer may not be as complicated as one might think. Sunburn is actually an inflammatory process. When the skin becomes inflamed by exposure to UV light, the inflammation becomes visible through reddening. This is not too different from some other forms of inflammation where the outward appearance manifests as reddening. Swollen ankles, inflamed cuts and abrasions and arthritic hands can all appear red from inflammation. So when our body’s largest organ, the skin, turns red, we know that inflammation has taken place. The exact inflammatory pathway or pathways that are being controlled by Astaxanthin’s prevention of sunburn are not known; yet it is almost certain that Astaxanthin’s anti-inflammatory action is to thank for its action as an internal sunscreen.

---

There have been animal studies that lend further evidence to Astaxanthin's internal sunscreen indication. Way back in 1995, a study was conducted on special hairless mice to test the protective effects of Astaxanthin, beta carotene or retinol against ultraviolet light. From birth the mice were fed different diets containing combinations of the three substances, the substances alone or a control diet with none of the three substances. After four months, half of each group was exposed to UV light, at which point three markers for skin damage were tested. After irradiation, Astaxanthin alone or in combination with retinol was remarkably effective in preventing photoaging of the skin as measured by these markers (Savoure, et al, 1995).

In rat kidney fibroblasts, addition of Astaxanthin demonstrated superior protection against UVA light-induced oxidative stress compared to lutein and beta carotene. In fact, Astaxanthin performed at up to 100 times the strength of beta carotene and up to 1000 times the strength of lutein in two different parameters that were measured (O'Connor, I, and O'Brien, N, 1998).

In a study published in the *Journal of Dermatological Science*, Astaxanthin was tested in-vitro to examine its ability to protect against alterations in human DNA induced by exposure to UVA radiation. Three different components of the human skin were tested, and in all three cases Astaxanthin successfully countered the effects of UVA light and prevented damage to the DNA (Lyons, N, and O'Brien, N, 2002).

Astaxanthin can also help protect the skin from UV damage when applied topically. A study on hairless mice demonstrated Astaxanthin's topical benefits. The hairless mice were separated into three groups: 1) A control group, 2) a group that would receive UVB radiation after which they would have plain oil that did not contain Astaxanthin put on their skin, and 3) a third group that would receive UVB radiation, after which they would have Astaxanthin in oil put on their skin. The UVB radiation was continued for eighteen weeks to simulate photoaged skin. The results indicated that Astaxanthin reduced wrinkles when compared to the irradiated group that did not have it applied to their skin. And the collagen in the skin in the Astaxanthin treated mice appeared much younger, similar to mice of the same age that had never been exposed to radiation. The study concluded that Astaxanthin can significantly prevent UV induced collagen degradation and the formation of wrinkles. "These results suggest that topically applied astaxanthin, which scavenges singlet oxygen effectively, can play an important role to protect the skin from various photodamages such as lipid peroxidation, sunburn reaction, phototoxicity and photoallergy induced by singlet oxygen."

The same study examined another benefit from Astaxanthin that is a very marketable one for many countries in Asia. There are a tremendous amount of products known as “skin whiteners” that are sold in several different countries, primarily in East Asia. These products are designed to reduce melanin, the substance that can deposit in the skin excessively and cause freckles, age spots and skin staining. This study examined Astaxanthin’s ability in-vitro to reduce melanin. Astaxanthin was found to decrease melanin production by 40%. This result is superior to three other substances that are commonly included in topical formulas as whitening agents (Arakane, K, 2001).

### Landmark Clinical Trial: Natural Astaxanthin as an Internal Beauty Pill

So we’ve seen that Astaxanthin can protect hairless mice from UV damage, can decrease melanin production by 40%, and can work as an internal sunscreen in humans in just two weeks. We’ve seen experiments showing how it prevents photoaging and phototoxicity, and how it can help prevent age spots and freckles. Now let’s talk about Astaxanthin as an internal beauty supplement. Actually, each of the studies we’ve already addressed in this chapter lends credibility to Astaxanthin’s potential for **“Beauty from Within.”** If Astaxanthin taken internally can prevent UV damage, it will certainly make people’s skin look younger and more beautiful over time. And its potential to help prevent age spots and freckles certainly can lead to augmenting beauty. But from a scientific perspective, this is all hypothetical until the question of *“whether Astaxanthin taken internally can result in measureable improvements in external beauty”* is answered. A placebo controlled human clinical trial measuring specific beauty parameters before and after Astaxanthin use must be conducted to prove this hypothesis.

We’re happy to report that such a clinical trial was conducted with excellent results: In 2006, a landmark US-based human clinical study appeared in the journal “Carotenoid Research.” This placebo-controlled study used 49 healthy women, with an average age of 47. The subjects were divided into two homogeneous groups; the group divisions were based on skin-type, age, and physical build, as well as a pre-trial measurement of skin parameters.

This study ran for a total of six weeks. Twenty one subjects were given placebo pills, while twenty eight supplemented with 4mg per day of Natural Astaxanthin. Skin parameters were measured in each participant at the begin-



---

ning of the study, at the halfway point three weeks after supplementation began, and finally at the end of the study after six weeks of Astaxanthin supplementation or placebo use. The results of this clinical trial were measured using a variety of methods:

1. Skin Moisture Content was measured using Dermal Phase Meter 9003
2. Skin Elasticity was measured using Dermalab
3. Skin Elasticity and Skin Dryness were inspected by a Dermatologist (in addition to the measurement methods above)
4. Fine Lines and Wrinkles were inspected by a Dermatologist
5. Subjects answered a Yes or No Questionnaire at the end of the study which covered:
  - a. Fine Lines and Wrinkles
  - b. Elasticity
  - c. Roughness
  - d. Dryness
  - e. Moisture Content
6. Skin Surface was photographed and results published within the study

## Results Showed Significant Improvements Across the Various Test Methods

Whether measured by established dermatological instruments, dermatologist inspection, self-assessment questionnaires, or by before & after photos, the results were all very positive: Natural Astaxanthin taken *internally* made these women more beautiful *externally*! It may be hard to believe for some people, but there is such a thing as an “Internal Beauty Pill.” A summary of the results include:

- In the self-assessment (questionnaire), over 50% of the subjects taking Natural Astaxanthin rated improvements in all areas!
- Dermatologist assessment found improvements in all areas tested: Fine Lines and Wrinkles, Elasticity and Dryness.
- Dermatological clinical instruments recorded improvements in both parameters tested: Moisture Content and Elasticity.
- Before & after photos showed visible improvements in Fine lines, Wrinkles and Elasticity.

E. Yamashita, 2006: “The Effect of a Dietary Supplement Containing Astaxanthin on Skin Condition”

### Previous Research on Internal Beauty



*Beauty from within with Natural Astaxanthin.*

Before the landmark study on pure Natural Astaxanthin as an Internal Beauty Pill, there were three other studies that all demonstrated that Natural Astaxanthin taken internally had a very positive effect on the way people look. The difference was that in each of these earlier studies, Natural Astaxanthin was paired with one or two other nutrients. In each study, researchers combined Natural Astaxanthin with other substances, for example, omega 3 fatty acids or a Vitamin E derivative known as tocotrienols, but the common denominator shared by all three studies was that Natural Astaxanthin was the primary active ingredient in each formula.

The first study was done in Japan. This study combined 2 mg per day of Natural Astaxanthin with tocotrienols (from the Natural Vitamin E family). All the subjects were women with an average age of forty. Measurements of several skin parameters were taken after two weeks and again at the end of the study after four weeks. The results were excellent—after just two weeks, improvements were noted in seven different areas, all closely linked to the study on pure Astaxanthin alone:

- Fine wrinkles
- Moisture levels
- Skin tone
- Elasticity
- Smoothness
- Swelling
- Spots and freckles

At such a low level of consumption and in just two weeks, every aspect of the treated group's skin was improving. At the end of four weeks, subjects whose skin was characterized as dry at the beginning of the study experienced significantly **increased moisture levels, consistent natural oils, a reduction of fine wrinkles and a reduction of pimples**. On a self-assessment survey, treated subjects reported **less swelling under the eyes, improved elasticity and “better**

---

**skin feeling.”** The placebo group showed no improvements over the four week test period, and in general, actually worsened (Yamashita, E, 2002).

The second study was done in Canada, and combined Natural Astaxanthin with two other nutraceuticals, Omega-3 fatty acids and marine glycosaminoglycans. In this study, there were three groups of subjects: The first (Group A) received the active supplement with Astaxanthin, Omega-3's and glycosaminoglycans, and also applied glycosaminoglycans to the skin. The second (Group B) took only the supplement and applied a placebo cream. The third (Group C) applied the glycosaminoglycan cream, but did not take anything orally. The ages of the subjects ranged from 35 – 55, all female, and there were approximately thirty subjects in each group. The study lasted for twelve weeks.

Unfortunately, this study did not measure every parameter for each group. All parameters including **1) fine lines, 2) skin tone, 3) sallowness, 4) roughness, 5) skin elasticity and 6) skin hydration** were measured for Group A, the subjects that used both the supplement and the active cream. Each and every one of these six parameters improved in this group. Additionally, Group A (exclusively) answered a seventeen point self assessment survey about various aspects of their skin's health before and after the 12 week trial. The regimen met the expectations of 86% of Group A, with general agreement that the regimen was effective in all parameters.

Groups B and C were only tested for two parameters each: Skin elasticity and skin hydration. It was found that Group B (supplement only) had a much better result in skin hydration, while Group C (topical only) had a much better result in skin elasticity. The authors concluded that “Working from the ‘inside out’ represents a new and exciting cosmeceutical approach to supply the skin with biologically active ingredients” (Thibodeau, A, and Lauzier, E, 2003).

A different study design would have been much more useful for our purposes, but in any event this study is further indication that Natural Astaxanthin has benefits as an internal beauty supplement, especially when viewed in relation to the two studies previously discussed. A third study was done in Switzerland that was very similar to the Japanese study with Astaxanthin and tocotrienols. This study focused exclusively on an internal supplement containing 5 mg per day of Natural Astaxanthin along with two other ingredients. The results were very favorable, with the supplemented group seeing **improvements in fine lines, a visible improvement in overall skin appearance, and an increase in dermis density of up to 78%** in the treatment group. (This study was done on a proprietary formula, and while the authors have been provided with a copy of the study,

we have been asked not to disclose the formula or publish the exact details of the study.)

To summarize, Natural Astaxanthin is an effective internal sunscreen that protects the skin from the damage caused by exposure to UV light. This has been demonstrated in-vitro, in animal models as well as in a human clinical trial. In addition to its protective properties, there is strong evidence that Natural Astaxanthin has curative properties for the skin and serves as an internal beauty supplement. While the authors of this book would like to see more research in this area, it certainly appears that Astaxanthin has great potential as an **anti-aging supplement** to improve and protect skin.

---

## CHAPTER 6

---

### The Athlete's Secret Weapon

---

**Q:** Which of the following can Natural Astaxanthin do for athletes?

- A. Make them stronger**
- B. Give them better stamina**
- C. Enable them to recover faster**
- D. Prevent joint and muscle soreness after exercise**
- E. Plain and simple, make them better athletes**

The answer to this question is “all of the above.” There is plenty of anecdotal evidence as well as several studies in these areas. Astaxanthin can make you a better athlete. But it’s not only for serious athletes; it can also help you during a long Saturday of yard work, or if you’re doing aerobics or any other strenuous physical activity. You don’t have to be a triathlete like the two gentlemen we mentioned in the first chapter—no matter who you are, if you do any physical activity, hard work or sports, Natural Astaxanthin can help you to do it better and more easily.

Let’s take a look at what some athletes say about Natural Astaxanthin:

- Former Competitive Swimmer, Nicholle Davis: “I began taking BioAstin [a brand of Natural Astaxanthin] in May 2002, age 29. I started with one, then two BioAstin daily. It took about four months for my tendonitis to heal to the point that I did not have pain or notice that it was ever there. Now it is November 2004, I’m still taking two BioAstin daily, and still no pain in my shoulders or knees. I have not altered any of my daily routines, diet, or exercise. I directly attribute my use of BioAstin to the healing of



*Professional Triathlete Tim Marr, winner of the 2006 Pan American Games Long Distance Triathlon, swears by Natural Astaxanthin.*

my tendonitis. I had this condition for 15 years, and nothing I did, didn't do, or tried ever worked."

- Professional Triathlete Tim Marr: "Once I started using BioAstin, I noticed a significant improvement in overuse injuries as well as long term sun exposure. Antioxidants are the secret to training performance and recovery and BioAstin is packed full of high quality antioxidants."
- Former College Wrestler, Mark Viecele: "I was a collegiate athlete and have had a lot of problems with joint pain in my hands for years. In fact, it gets so bad that I'm unable to hold a newspaper for longer than 5 minutes without my hands and fingers getting sore. I started taking BioAstin about 5 years ago and since taking BioAstin my hands and fingers are 90% better. I started seeing results after the first 2 months. I have tried several different competitive products and within 2 weeks my hands were just as bad as prior to taking BioAstin. I will definitely never use anything else! I'm glad I finally found something that works."



*America's Top Freediver, Deron Verbeck, sporting a "BioAstin Natural Astaxanthin" T-shirt.*

- America's Top Freediver, Deron Verbeck: "Once I started taking BioAstin I noticed an overall change in my health. I was getting sick far less than previous years. Colds and flu, which are a potential problem for freediving during training and for competition as I push my body to its limits, had become a non-issue for me. On top of this I was noticing changes in my training itself. During dives I found that on my ascent I was getting far less fatigued and absolutely no lactic acid build up in my quadriceps. I was also recovering from the dives much quicker on the surface, which means that I am able to catch my breath far quicker than before."
- Marathon Runner, Dien Truong: "Taking the BioAstin made a huge difference in my recovery time as well as allowing me to run pain free on my daily training runs of 6 miles."



*Hawaii's Top Marathon Runner and avid fan of Natural Astaxanthin, Jonathan Lyau.*

- Hawaii's Top Marathon Runner, Jonathan Lyau: "Marathon training is very demanding and BioAstin has helped me recover from intense workouts quicker even though I was getting older. I also found that I no longer needed to take various antioxidants or glucosamine as BioAstin seemed to have benefits of these supplements too."

**(Note:** The above are excerpts from what athletes wrote about their experience with Natural Astaxanthin. Their full testimonials are available in Chapter 13.)

Many athletes feel very strongly about Natural Astaxanthin, but as you can see, it's for a variety of different reasons. In the Anti-Inflammatory chapter we looked at several studies that all showed how Natural Astaxanthin can help reduce aches and pains triggered by inflammation. As we noted, inflammation is a normal process in the body which can be caused by many different things. But inflammation can slow an athlete down, and can prevent athletes from recovering quickly. This is very undesirable, as it prevents them from maintaining a frequent training schedule. The athletes quoted above talk about faster recovery, less pain and reduction in overuse injuries. They also say that Astaxanthin helps them



---

with tendonitis and long term joint pain. And one of the world's top freedivers is experiencing less fatigue during dives because of Astaxanthin. If you take the time to read through all the many testimonials from around the world in Chapter 13, you'll see people from all walks of life that swear that Natural Astaxanthin has helped them to work much harder and longer, to have pain free workouts and fast recoveries, to become stronger—pretty much all the things that the salmon swimming upstream for a week straight is experiencing. Natural Astaxanthin is truly the “Athlete’s Secret Weapon.” Now, let’s study the science that shows how and why this is so.

Briefly, we should start by taking a quick refresher on what we’ve already learned about how Natural Astaxanthin can help athletes, based on studies that we’ve already discussed. We’ve seen that Natural Astaxanthin:

- Improves grip strength in sufferers of tennis elbow (tendonitis) by 93% in just eight weeks
- Eliminates joint soreness after exercise
- Assists in the reduction of pain from various inflammatory causes
- Works as an internal sunscreen and protects the skin from UV light (especially important for athletes training outdoors)

One of the most important benefits that Natural Astaxanthin has for athletes or people working or playing hard is that it actually increases strength and endurance. Remember the salmon? It appears that this same effect of Astaxanthin concentrating in the muscles occurs in humans. A very exciting study in Sweden back in 1998 verified what early users of Natural Astaxanthin were reporting—that they were getting stronger and increasing their endurance when supplementing with Astaxanthin. The study was done with healthy male students between the ages of seventeen and nineteen. The researcher used forty men with an equal number (twenty) in the treatment group and in the placebo group. Each subject took one 4 mg capsule per day with a meal for six months.

The subjects’ strength was measured at the beginning of the experiment, halfway through (after three months), and again at the end of the experiment (after six months). The strength test was scientifically designed: They measured the maximum number of knee bends to a 90° angle that each subject could do. This was controlled by an adjustable stool in a “Smith machine.” (The Smith machine is specifically designed for measuring strength and endurance in clinical trials.)

The subjects were properly warmed up for a set time and in a similar manner before each strength measurement.

The results were truly amazing: In six months, the students taking Natural Astaxanthin **improved their strength and endurance by 62%**. And this at the relatively low dose of only 4 mg per day. The students taking a placebo increased



*Natural Astaxanthin—it's not just for athletes.*

their strength by 22%, which is normal for people in this age group over a six month period, as they were generally involved in sports and physically activity. So basically, Astaxanthin **made these students stronger and increased their endurance three times faster** than the placebo group! (Malmsten, 1998).

The same researcher, Dr. Malmsten, teamed up with long term Natural Astaxanthin researcher Dr. Ake Lignell in a published article ten years

later, also centered on strength and endurance. This 2008 publication cited several other supporting studies that had occurred over the last ten years since Dr. Malmsten's groundbreaking human clinical study. The summary of this article is a good tool for understanding Natural Astaxanthin's potential for athletes and active people:

"The marked improvement in strength/endurance would seem very interesting, since it cannot be explained by improved fitness (step-up test) or improved lactic acid tolerance (Wingate test). Furthermore, since there was no significant increase in body weight, an increased muscle mass cannot be used to explain this positive effect. Because of this, Astaxanthin seems to have the beneficial effect on strength/endurance.

This is the first study in humans to show that Astaxanthin supplementation has a positive effect on physical performance. The result of this study is supported by earlier findings that Astaxanthin supplementation in mice increases swimming time before exhaustion, and that biomarkers of muscle fatigue decrease in humans after exercise due to Astaxanthin supplementation.

---

Further studies need to be designed to find the explanations to the mechanisms behind the increased muscle endurance. It can be hypothesized that Astaxanthin protects the membrane structures of the cells, like the mitochondrial membrane against oxidative stress generated during heavy exercise and thereby preserves the functionality of the muscle cells” (Malmsten, C, and Lignell, A, 2008).

While these same results cannot be guaranteed for older people or even for people in the same age groups, they certainly indicate that Astaxanthin increases strength and endurance. It makes sense that any athlete who understands that Natural Astaxanthin is completely safe and hears these results would want to try it for themselves. In fact, even without all the other benefits for athletes, the competitive edge that Natural Astaxanthin can give for strength and endurance is a huge advantage in and of itself.

Let’s look at how Astaxanthin helps in this area: Mitochondrial cells, many of which are found in muscle tissue, produce up to 95% of our body’s energy by burning fatty acids and other substances. But this energy that is produced also generates highly reactive free radicals. The free radicals, in turn, damage cell membranes and oxidize DNA. And the free radicals continue to impact the muscles even after we stop exercising—they activate inflammatory markers which lodge in muscle tissue and cause soreness and tiredness.

According to the mitochondrial theory of aging, degradation done to the mitochondria is due largely to oxidative damage. The damage done in the cells leaves the mitochondria deficient of respiration and inefficient in producing energy. When a cell is no longer producing energy optimally, the strength and endurance of the individual declines.

Because Astaxanthin is such a powerful antioxidant, it effectively **scavenges the muscle tissue for free radicals and eliminates singlet oxygen**. During all strenuous physical activity, the body produces large amounts of free radicals. The more strenuous the activity, the greater the production of free radicals. (For example, when the body is consuming oxygen at 70% above the average rate, a rate that is quite common in endurance exercise and aerobics, there are approximately twelve times the amount of free radicals in the cells as when the person is resting.) It is probable that the mechanism of action that enables Natural Astaxanthin to make people stronger and increase their endurance is through its intense **antioxidant and anti-inflammatory activity in the energy-producing mitochondria**.

A wonderful human clinical trial on Natural Astaxanthin in 2011 was

funded by Gatorade Sports Science Institute. As most people know, Gatorade is the leading energy and sports drink company in the world and their interest in Natural Astaxanthin is a hint that the world's best kept health secret is starting to leak out. Gatorade's interest in Astaxanthin, of course, is in the area of endurance and sports applications. For this study, Gatorade used competitive cyclists, supplementing them with a placebo or 4mg of Natural Astaxanthin each day for four weeks. From the endurance athlete's—or for that matter—from any competitive athlete's perspective, the results were excellent. In a 20 kilometer (about 12.5 mile) cycling time trial, the performance of the subjects taking Astaxanthin significantly improved, while the subjects taking placebo showed no improvement.



*Gatorade funded study showed that Astaxanthin made competitive cyclists faster.*

Natural Astaxanthin made these competitive cyclists faster! Also, the cyclists taking Astaxanthin demonstrated significant improvement in their power output. Although this study did not establish a mechanism of action for Astaxanthin's improvement in performance, strength and endurance for these cyclists, the fact that it is the second human clinical trial showing that Natural Astaxanthin can

improve strength and endurance in and of itself is of particular significance (Earnest, et al, 2011).

A different kind of sports-related clinical study was done in Japan to measure Natural Astaxanthin's effect on lactic acid levels in the muscles. Lactic acid is an unwanted byproduct of physical exertion; it deposits in the muscles and causes burning during exercise. The **result of reducing lactic acid levels is increased endurance.**

This study was also done with young men, all twenty years old; the treatment group took 6 mg per day of Natural Astaxanthin for four weeks. Lactic acid levels for both groups were measured before running 1200 meters and again two minutes after running. The results were very positive: The young men taking Natural Astaxanthin **averaged 28.6% lower serum lactic acid** after running 1200 meters compared to the placebo group (Sawaki, et al, 2002).

---

A fascinating health survey was completed in 2001 which investigated the effects of Astaxanthin on exercise. The survey involved 247 people between 20 and 87 years of age. Out of these, 146 reported problems with muscle and joint soreness. After compiling the data, an amazing pattern was discovered: When taking Astaxanthin, **88% of all participants reported improvement in muscle and joint soreness**. In all cases, the more exercise an individual did, the more benefit was experienced (Guerin, et al, 2002).

In addition to these three positive human clinical trials and this encouraging exercise survey, two additional clinical trials that we've already mentioned have a direct relevance for athletes. In the study we discussed in Chapter 4 relating to Natural Astaxanthin's ability to **improve visual acuity**, it is important to note that this trial was done on handball enthusiasts before and after a handball workout. Astaxanthin helped them with visual acuity in two different areas, with the greatest benefit in **depth perception (an improvement of 46%)**. In handball as well as in many other sports, depth perception is vital to success (Sawaki, et al, 2002).

The second study that we talked about earlier that has direct relevance for athletes was the joint soreness clinical at the University of Memphis. The researcher for this study, Dr. Fry, reexamined the data well after the original paper was submitted and found an interesting, novel result: A certain subset of the men in this trial that were training with weights found **reduced muscle soreness** as well as the absence of joint soreness that was originally reported (Fry, et al, 2004). In addition to Dr. Fry's findings, Astaxanthin's potential to reduce muscle soreness after exercise is backed up by a great deal of anecdotal evidence, but this benefit should be studied in more depth in additional trials with larger and more diverse subject pools.

Of course, there are animal studies that corroborate the human clinical proof cited above. One such study done with mice was designed to measure the effects of Astaxanthin on endurance. The results were similar to the endurance clinical in young men: **Astaxanthin markedly increased endurance** in mice.

This study took course over a five week period. Mice were divided into two groups and their endurance was tested by seeing how long they could swim until exhaustion. The mice fed Astaxanthin showed a significant **increase in swimming time before exhaustion** than the control group. **Blood lactose levels** were measured in both groups, and, as expected, the levels of the Astaxanthin group were significantly lower than the control group. Another effect measured was fascinating: Astaxanthin supplementation **significantly reduced fat accu-**

**mulation.** This is the first mention of such an effect and further proof is needed before putting any credence into this potential benefit. The study's authors suggested that Astaxanthin enabled the mitochondria to burn more fat: "These results suggest that improvement in swimming endurance by the administration of Astaxanthin is caused by an increase in utilization of fatty acids as an energy source" (Ikeuchi, et al, 2006). It's very interesting to note that the results of this mouse study exactly reiterate the human clinical trials—**Astaxanthin increases endurance and reduces lactic acid levels.**

A subsequent mouse study backed up the results found in the human clinical trials discussed above as well as earlier mouse trials. This study was set up to investigate the effects of Astaxanthin supplementation on muscle lipid metabolism in mice that exercised heavily. The outcome was that mice that were fed Astaxanthin for four weeks and then exercised **1) had better fat utilization; 2) had longer running time until exhaustion; 3) had better muscle lipid metabolism and 4) had reduced fat tissue.** The researchers concluded that Astaxanthin supplementation led to improvement in endurance (Aoi, et al, 2008).

The last study that we'll examine in this chapter is from the same group of researchers as the mouse study above. This study took mice and ran them on a treadmill until they were exhausted. The mice were separated into three different groups: Group A was the control group that was not exercised at all and was not given Astaxanthin. Group B was exercised until exhaustion, but was not given Astaxanthin either. Group C was exercised similarly to Group B, but their diets were supplemented with Natural Astaxanthin. After the exhaustive exercise, the mice were sacrificed and examined. Their heart muscles and calf muscles were checked for oxidative damage. The researchers found that various **markers of oxidative damage were reduced in both the heart muscles and calf muscles** of Group C. They found a corresponding **reduction of oxidation in the plasma** as well. The cell membranes in the treatment group's calf and heart muscles suffered significantly **less peroxidation damage.** Also, **damage to DNA and proteins were significantly reduced** in the mice supplemented with Astaxanthin. Another effect noticed was **better modulation of inflammation damage indicators and serum creatine kinase.** In fact, **muscle inflammation was found to decrease by more than 50%** in the mice given Astaxanthin. "Our data documented that Astaxanthin indeed is absorbed and transported into skeletal muscle and heart in mice, even though most carotenoids accumulate mainly in the liver and show relatively little distribution to other peripheral tissues, including skeletal muscle and heart. This unique pharmacokinetic characteristic of Astaxanthin

---

makes it well suited to oxidative stress in gastrocnemius [calf] and heart...Thus, Astaxanthin attenuates exercise-induced damage by directly scavenging reactive oxygen species and also by down-regulating the inflammatory response” (Aoi, et al, 2003).

This study proves, first of all, by examining the calf muscles and heart muscles of mice, that Natural Astaxanthin actually reaches these two very spread out areas in the rodents’ bodies. The authors point out that this is not the case with most other carotenoids. This is a unique and very important difference between Natural Astaxanthin and other antioxidants and carotenoids: Many cannot get throughout the body. Because of its shape and esterified nature (with fatty acids attached to one or both ends of the molecule), Natural Astaxanthin has this tremendous advantage—it **travels to the far reaches of the body, into every organ**—the brain, the heart, the muscles and even the skin, fighting oxidation and inflammation and thereby protecting them.

The other key point that this study proved was that, once in these diverse areas of the body, Astaxanthin was doing exactly what it’s supposed to do—**eliminating free radicals, reducing inflammation and preventing damage to DNA and cell membranes**. This is one of the most significant animal studies to date demonstrating the extensive and varied benefits of Natural Astaxanthin in-vivo.

In conclusion, it’s easy to see that the combination of benefits delivered by Natural Astaxanthin make it a perfect supplement for athletes and active people. These include:

- Strength and endurance building
- Joint and muscle soreness prevention after exercising
- Faster recovery
- Anti-inflammatory and antioxidant protection for the energy-producing mitochondria
- Reduced damage to cell membranes and DNA

---

## CHAPTER 7

---

### Keep Your Blood Pumping: The Cardiovascular Benefits of Astaxanthin

---

- *Q: What is the leading cause of death in the world?*  
*A: Heart disease.*
- *Q: What is the second leading cause of death in the world?*  
*A: Stroke.*
- *Q: What can we do to help prevent ourselves from falling victim to these maladies before our time and maintain good cardiovascular health?*  
*A: Eat a well balanced diet with nine servings of vegetables and fruits each day; exercise regularly; and according to the quickly escalating body of medical research, supplement your diet with Natural Astaxanthin.*

We're not prescribing Astaxanthin for heart disease and stroke; we're just pointing out that there sure is a lot of evidence that Astaxanthin may help us keep our blood flowing and maintain our cardiovascular health through a variety of pathways. We talked about how Natural Astaxanthin was shown effective in **preventing damage from ischemia (blockage of arteries and the primary cause of stroke)** back in Chapter 4 when we discussed neuroprotection. Now let's look at Astaxanthin's multifaceted positive impact on cardiovascular health.

According to the World Health Organization's website, about 24% of people will die from heart disease or stroke related conditions. While the figure is much lower in developing countries where infectious diseases, AIDS and even diarrhea claim more lives than heart disease, in richer countries the percentage soars even higher. Isolated just for heart disease, the death rate in poor countries is 6%, while it climbs to 16% in middle income countries, and lands at a whop-



**Author's Note:** No disease, with the possible exception of cancer, is so devastating to so many people and families as heart disease. It can affect people in the prime of their lives; it can kill in an instant; or it can slowly drain the lifeblood from sufferers over many years.

I personally witnessed heart disease kill my father and deprive him of watching his children grow and meeting his grandchildren. My father had a major heart attack at 45 years old when I was only three. He didn't pass away for eleven more years, but after the first heart attack, he was never the same again. It got so bad that for a few years he couldn't even go up the staircase standing; he would sit down and back his way up one step at a time.

I share the same body frame and weight issues that my father did. But currently, I'm seven years older than the age my father had his first heart attack, and I still run around on the basketball court every week like a twenty year old. I attribute this not only to a better diet and regular exercise, but also to supplementing every day with 8 mg of Natural Astaxanthin. Cardiovascular health is one of the main reasons I recommend the use of Astaxanthin to all my family and friends.

ping 18% in affluent countries (2011 data from [www.who.int](http://www.who.int)). And according to the US Government's Center for Disease Control, over one third of Americans will die from cardiovascular disease or stroke (from [www.cdc.gov](http://www.cdc.gov)).

A supplement that can help prevent heart disease could be beneficial for millions of people around the world. And fortunately, it appears that Natural Astaxanthin is quite capable in this area: One could say that it's a very good **tonic for the heart**. It has a variety of properties that could help people maintain good heart health and also help people with heart disease **minimize their risk of a heart attack or stroke**. Its antioxidant power and the ability to **reduce silent inflammation** are two obvious cardiovascular benefits that were addressed in earlier chapters, but there are several additional potential benefits that have been demonstrated in human clinical trials and/or pre-clinical animal studies.

Many progressive physicians are starting to understand the profound impact that silent inflammation has on cardiovascular health, and that in fact, C-reactive protein (CRP) levels may be the most relevant predictor of heart disease. As discussed in Chapter 3, many leading researchers from institutions as prestigious as Harvard University believe that CRP levels are a more reliable indicator of heart disease risk than cholesterol levels (Perry, S., 2006). And we've documented the human clinical trial which showed a 20% reduction in CRP levels over eight weeks of Natural Astaxanthin use (Spiller, et al, 2006a). Although it is extremely relevant to our discussion of Astaxanthin's benefits for cardiovascular health, we

will not discuss silent inflammation any further; for a more in-depth discussion of this important line of investigation, please refer back to Chapter 3.

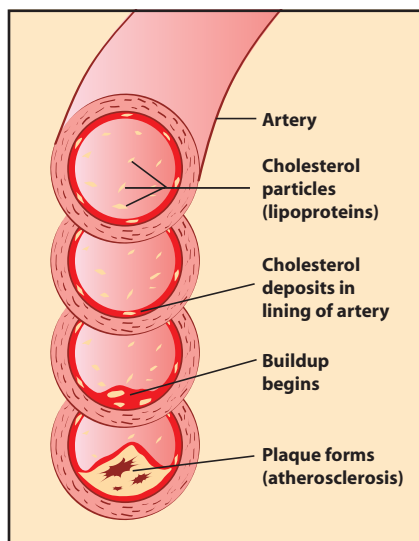
Are CRP levels the best indicator of heart disease as some progressive physicians and researchers are beginning to accept, or are the traditional measurements of cholesterol and blood lipids the best indicator? The truth is, both are crucial to good cardiovascular health. Currently, only a few MD's will order CRP tests for adults at annual physicals, while the vast majority will review cholesterol and triglyceride levels on a regular basis. But regardless of whether CRP, cholesterol or other blood lipid levels are measured, there is no doubt that a natural supplement with no side effects or contraindications that can help us maintain these key indicators at healthy levels would be a great benefit to a huge swath of the world's adult population. For most people, this would serve as a preventative measure; but for those already suffering from cardiovascular disease, it would be a potential means to avert an impending heart attack or other major health issue.

Interestingly, some of the earliest research on Astaxanthin's potential health benefits was in the area of cardiovascular health. As early as 1992, pioneering animal research indicated that Astaxanthin can **increase good cholesterol levels**. There was a slowdown in research in this area for several years; in fact, even back in 2006 when this book was originally written, the amount of research on Astaxanthin's benefits for the cardiovascular system were only enough to merit a short discussion in our chapter on "Other Medical Research." Well, the amount of investigation in this area has increased dramatically in the last five years; indications are now that cardiovascular health may become one of the principal reasons why people supplement with Natural Astaxanthin in the coming years. To understand this more fully, let's first review some of the early literature in this area, and then we'll see what's been happening more recently.

### Early Indications of Astaxanthin's Cardioprotective Properties

Evidence that Natural Astaxanthin can help improve **blood lipid profiles by decreasing low density lipoprotein (LDL, bad cholesterol) and triglycerides**, and by **increasing high density lipoprotein (HDL, good cholesterol)** has existed for several years. This has been demonstrated in both human and animal trials, with the animal research dating back to 1992 as we mentioned above.

An early study in rats demonstrated that Astaxanthin **raised HDL**, the good cholesterol (Murillo, E, 1992). A later study in rabbits tested both Astax-



*From healthy arteries to clogged arteries—the formation of plaque.*

anthin and Vitamin E in rabbits that had high cholesterol. This research found that both supplements, particularly Astaxanthin, **improved plaque stability in the arteries**. All the rabbits that ingested Astaxanthin were classified as “early plaques,” as compared to the rabbits ingesting Vitamin E and also the control group (Li, et al, 2004). A third animal study showed that Astaxanthin increased HDL while decreasing both triglycerides and non-esterified fatty acids in the blood of rats (Hussein, et al, 2006).

The first human clinical trial on Astaxanthin’s ability to control blood lipids was done in Japan; it found a very **promising effect on LDL** (bad cholesterol) both in test tubes and in human volunteers. The in-vitro test showed that

Astaxanthin dose-dependently prolonged the oxidation lag time of LDL. The test was then repeated in humans at doses as low as 1.8 mg per day and as high as 21.6 mg per day for fourteen days. This study found that all four doses positively affected LDL oxidation lag time—at 1.8 mg per day it was 5% longer; at 3.6 mg it was 26% longer; at 14.4 mg it was 42% longer; but at the highest dose of 21.6 mg, the upward trend stopped and the lag time was only 31% longer. This suggests that the optimum dose for blood lipid profiles is significantly less than 21.6 mg per day. The researchers concluded that consumption of Astaxanthin “inhibits LDL oxidation and possibly therefore contributes to the prevention of atherosclerosis” (Iwamoto, et al, 2000).

Another human clinical trial was done in Eastern Europe on men with high cholesterol. This was the second human study showing benefits on blood lipids. Subjects supplemented with 4 mg of Natural Astaxanthin per day for thirty days. At the end of the study, subjects taking Astaxanthin showed an average **decrease in total cholesterol as well as LDL of 17%, and an average decrease of triglycerides of 24%!** (Trimeks, 2003).

Another potential benefit for cardiovascular health may be Astaxanthin’s

ability to **decrease blood pressure**. A group of Japanese researchers have done four separate experiments on rats with high blood pressure. In the first study, the researchers discovered that supplementation with Astaxanthin for fourteen days resulted in a significant decrease in blood pressure for the hypertensive rats, while rats with normal blood pressure levels showed no decrease. They also showed that stroke-prone rats that were fed Astaxanthin for five weeks had a **delayed incidence of stroke** while also decreasing their blood pressure. This research was part of the study referenced in the “Eyes and Brain” chapter, where mice with poor blood flow to the brain proved to be smarter after being fed Astaxanthin. The study concluded, “These results indicate that Astaxanthin can exert beneficial effects in protection against hypertension and stroke and in improving memory in vascular dementia.” This study was very broad in its scope and quite ground-breaking (Hussein, et al, 2005a), so the same researcher led another study later that year.

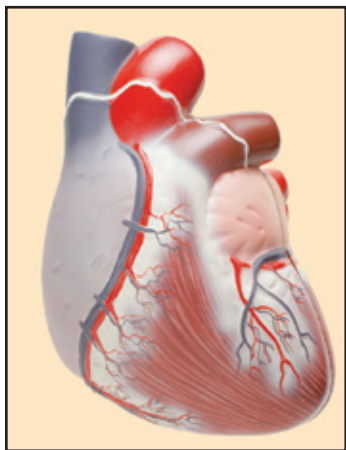
The second study again examined the effect of Astaxanthin on hypertensive rats, but with an aim of also finding **Astaxanthin’s mechanism of action for reducing high blood pressure**. They concluded that Astaxanthin’s mechanism for decreasing high blood pressure may be its modulating effect on nitric oxide. As discussed in Chapter 3 on Astaxanthin’s anti-inflammatory properties, nitric oxide is also a causative factor for inflammation. So at the same time Astaxanthin is controlling inflammation through its modulation of nitric oxide, it is also controlling blood pressure. This study went on to examine the hearts of the rats after contractions were induced with a variety of substances. The constrictive effects of these introduced substances were improved by Astaxanthin, demonstrating that it may help **reduce the consequences of a heart attack**. The conclusion was that Astaxanthin may **help with blood fluidity** in hypertension, and that it may **restore the vascular tone** (Hussein, et al, 2005b).

With two groundbreaking studies under his belt, Dr. Hussein led his team at the Institute of Natural Medicine in Japan in two additional excellent studies in 2006. The first study was already cited above when we first discussed cholesterol, as the rats that were fed Astaxanthin increased their HDL and decreased their triglycerides and non-esterified fatty acids. Again, the subject rats were hypertensive, and again, results showed that Astaxanthin reduced blood pressure in hypertensive rats. A very interesting sideline of this study was a positive effect on key indicators of diabetes as well, which we’ll examine later (Hussein, et al, 2006a). The second study found that rats fed Astaxanthin had measurable differences in their cardiovascular “plumbing.” The two major findings were that

---

Astaxanthin 1) decreased the elastin bands in the aorta and 2) decreased the size of the arterial walls. What these results mean are that rats that were fed Astaxanthin had significant improvements in their key arteries leading to their hearts, which, after ingesting Astaxanthin, would allow more blood flow and decreased arterial blood pressure (Hussein, et al, 2006b). This series of animal studies spearheaded by Dr. Hussein are a solid foundation for the related human clinical trials which more conclusively validate Natural Astaxanthin's potential impact on cardiovascular health.

There is another human study that is related to this anti-hypertensive animal research as well as the blood lipid research. This study centered on human volunteers supplementing with 6 mg of Astaxanthin per day for only ten days. At the end of the ten day period, a **significant improvement in blood flow** was found in the treatment group (Miyawaki, H, 2005). Astaxanthin was keeping their blood pumping!



*The human heart—protected many different ways by Astaxanthin.*

A very different type of study related to cardiac health was done by another group of scientists at the Kyoto University of Medicine. We talked about this study in the chapter “The Athlete’s Secret Weapon.” The study found that mice that were fed Astaxanthin and then run on a treadmill until exhaustion suffered **less heart damage** than mice that were similarly exercised without Astaxanthin supplementation. On examination, they found Astaxanthin concentrated in the mice’s hearts. They concluded that Astaxanthin can **decrease exercise induced damage in the heart** as well as in the skeletal muscle (Aoi, et al, 2003).

At the Medical College of Wisconsin, another animal study with rats showed cardio-protective attributes for Astaxanthin. In this study, Astaxanthin was given to rats prior to heart attacks. It was found that Astaxanthin significantly **reduced the area of infarction and the damage caused to the heart by the heart attack** (Gross and Lockwood, 2004).

Let’s briefly talk about a group of researchers from Honolulu, Hawaii that are looking at making a unique, injectable delivery system for Astaxanthin into a patented prescription drug for cardiovascular patients. The group has

trademarked the name Cardax® for their product and has done extensive research on it. Three of these studies are of particular interest: In the first, they used rats as the model for their experiment and in the second they used dogs. Both results were very promising: “These results suggest that Cardax has marked **cardioprotective properties** in both rodents and canines. Thus, Cardax may be a novel and powerful new means to prevent myocardial [inner heart muscle tissue] injury” (Gross and Lockwood, 2003 and 2005).

### — How to Save a Drug Company \$5,000,000,000 —

The third study that was done on Cardax was extremely exciting. It was led by a scientist at the prestigious Harvard Medical School. This study tested Cardax’s effect on the negative side effects of Vioxx®. As we mentioned in the third chapter, Vioxx is a prescription anti-inflammatory drug that can have a horrible side effect of increasing the incidence of deaths from cardiovascular disease and heart attacks. This study states that the dangerous cardiovascular effects that are caused by Vioxx are related to its action of increasing the susceptibility of LDL and cellular membrane lipids to oxidation, which contributes to plaque instability and thrombus formation (formation of blood clots in the arteries). In plain English, this study demonstrates that Vioxx can have a pro-oxidant effect and can thus cause heart attacks. Now for the amazing part: Astaxanthin, as an antioxidant, completely negated the pro-oxidant effect of Vioxx! The study states, “Remarkably, Astaxanthin was able to completely inhibit the adverse effects of Vioxx on lipid peroxidation...We have now demonstrated a pharmacologic approach to block the pro-oxidant effects of Vioxx using a high lipophilic chain-breaking antioxidant, Astaxanthin” (Mason, et al, 2006). The pharmaceutical company that manufactured Vioxx, Merck & Co., suffered huge lawsuits over the deaths Vioxx caused totaling almost \$5 billion dollars. It appears from this Harvard-led study that if Merck had known about Astaxanthin’s incredible antioxidant abilities and that Vioxx had pro-oxidant effects, it could have added Astaxanthin in their Vioxx pills and saved themselves billions of dollars. And more importantly, they could have saved many innocent lives.

The work that is being done on Cardax, the unique injectable delivery system for Astaxanthin, shows tremendous potential; but you don’t have to wait for

---

this to become an approved, prescription drug. The medical research to date clearly demonstrates that taking Natural Astaxanthin, already available as a low cost dietary supplement in most countries, should yield many cardiovascular benefits as well.

## Research in the Cardiovascular Realm is Escalating

*A lot has been happening recently:*

- *More and more research is showing up indicating that anyone who is concerned about their hearts should consider supplementing with Astaxanthin.*
- *As the wealth level has gone up in recent decades around the world and humanity has become less active and more overweight, more and more people are dying from heart disease.*

In the last five years, there have been far more studies showing cardiovascular benefits for Astaxanthin than in the previous fifteen. It would prove too intensive to deeply review all of this research for most of our readers; instead, we'll quickly review some of the important studies, and then take a little longer to delve into a couple of the most significant ones. This research runs across all of the areas discussed above, and also crosses new paths that we have not previously seen:

- Twenty adult men given 6 mg of Natural Astaxanthin each day for ten days showed **significant improvement in blood flow time** (Miyawaki, et al, 2008).
- At the Research Institute of Public Health in Finland, Natural Astaxanthin given to people at 8 mg per day was found to **reduce blood plasma levels of two different hydroxy fatty acids** (Karppi, et al, 2007).
- Rodents given Astaxanthin showed **decreased blood pressure and less oxidative stress** (Monrov-Ruiz, et al, 2011).
- Scientists at Washington State University concluded that Natural Astaxanthin may have benefits for cardiac protection after their rodent study showed that Astaxanthin **positively impacted the heart's**

**mitochondrial membrane** (Nakao, et al, 2010).

- A rodent study showed that Astaxanthin could **decrease the thickness of the coronary artery wall**; the study concluded that Astaxanthin has **anti-inflammatory, anti-diabetic, antihypertensive and antioxidant** activity (Yanai, et al, 2008).
- Working at the University of Michigan, the Cardax (injectable cardiac drug from Astaxanthin) people have been active recently:
  - Two recent animal trials found a combination of measureable blood test results that indicate Astaxanthin's **potential for treating blockages of the arteries** (Khan, et al, 2010; and Lauver, et al, 2008).
  - An earlier study by the Cardax group showed that pre-treating animals for seven days with Astaxanthin yielded **significant cardioprotection, which was comparative to the protection afforded by statin drugs** (Gross, et al, 2006).

These findings are exciting because they span several different pathways within the framework of cardiovascular health. As we can see from this array of different types of research, the cardioprotective potential of Astaxanthin is blossoming. In addition, another human clinical on blood lipids done in 2010 backed up the two human blood lipid studies done several years earlier. This study used 61 subjects ages 25 – 60 who were not obese and did not have related issues such as high blood pressure or diabetes. The subjects were given placebos or a range of Astaxanthin doses over the period of 12 weeks. Optimum results were found at 12 mg per day; these people taking 12 mg each day had **statistically significant increases in HDL (good) cholesterol and statistically significant decreases in triglyceride levels** (Yoshida, et al, 2010).

In a comparative study with other carotenoids, researchers looking for a good carotenoid antioxidant for therapeutic use in cardiovascular disease compared Astaxanthin to beta carotene, lycopene, zeaxanthin and lutein. While all of these are good products and are highly recommended to be eaten in the diet, as discussed in Chapter 2, some of these can become pro-oxidants and cause additional oxidation in the body under certain conditions. This proved true in this experiment; it was found that beta carotene and lycopene increased lipid peroxidation in the cell membrane. On the other hand, because it can never have a pro-oxidant effect, Astaxanthin caused over 40% reduction in lipid peroxidation in the membrane. The remaining carotenoids lutein and zeaxanthin showed limited



---

potential. We see from this result that, similar to all the antioxidant studies comparing carotenoids, it appears that in cardioprotection, Astaxanthin again reigns supreme (McNulty, et al, 2008).

Finally, scientists at University of Hawaii's Medical School offered an intriguing review paper in 2008 on Astaxanthin's potential in treating cardiovascular issues. They point out that oxidation and inflammation cause many maladies in cardiovascular disease including atherosclerosis, irreversible damage from ischemia, dysfunction within the blood vessels and even arrhythmia. But they also point out that traditional antioxidants like Vitamin E and beta carotene have proved ineffective in controlling these maladies. They then make a case for Astaxanthin to be used in the realm of cardiovascular health. They point out that because of its unique molecular structure, it should yield much better results than other antioxidants. They cite previous research showing cardiovascular benefits and conclude: "Results from multiple species support the antioxidant/anti-inflammatory properties of the prototype compound, Astaxanthin, establishing it as an appropriate candidate for development as a therapeutic agent for cardiovascular oxidative stress and inflammation" (Pashkow, et al, 2008).

There is still more human clinical research to do to fully determine Astaxanthin's ability to protect our hearts and keep our blood pumping. Fortunately, many scientists from around the world are starting to do studies in this area. Early results from the 1990's and the first half of the 2000's were very good; since then, the amount of research and diversity of positive benefits demonstrated have amplified. Perhaps ten or fifteen years from now when even more research has been completed and the world's best kept health secret has further leaked, we'll see millions of people using Natural Astaxanthin in place of synthetic statin drugs. Please don't misunderstand us—there is no doubt that statins can benefit people's cardiovascular health. But let's compare this scenario to our earlier discussion of anti-inflammatory drugs, all of which have dangerous side effects. According to research as well as consumer surveys, Natural Astaxanthin works just as well in controlling pain and increasing mobility as anti-inflammatory drugs. When more research is done in the realm of cardiovascular health, we may find that safe, Natural Astaxanthin from microalgae may provide a similar level of benefits to statin drugs, but without any unwanted side effects or contraindications.

---

## CHAPTER 8

---

### Immune System Booster

---

Boon Chew is at it again! While the name “Boon Chew” may not be very famous to the average person, he is certainly well known in the field of carotenoid research. He did some important immune research on Astaxanthin in the early 2000’s, and then was relatively quiet up until the last two years. Boon Chew, PhD is a Professor at the School of Food Science at Washington State University. Dr. Chew has published over 100 research studies, written chapters in books, and won many awards. While his research has covered many nutraceutical substances, a great deal of his work has been centered on carotenoids. And within his nutraceutical research, he has focused primarily on immunity and age-related diseases associated with inflammation and oxidation. Who could think of a better person to study Astaxanthin?

Fortunately, Dr. Chew has done several experiments on Astaxanthin, always in collaboration with another well-published scientist, Dr. Jean Soon Park. Dr. Chew spoke at a seminar on nutraceutical products in Hawaii back in 2007. While Dr. Chew has been involved with many different carotenoid studies, he expressed great appreciation for the health potential of Astaxanthin in particular. Dr. Chew and his associates have uncovered a good deal of information on Astaxanthin, much of it centered on Astaxanthin’s immune enhancing properties. Additionally, Dr. Chew holds a patent on the use of Natural Astaxanthin to reduce DNA oxidation. This patent states that administering as little as **2 mg of Natural Astaxanthin per day for a period of four weeks is sufficient to reduce DNA damage by approximately 40%** (Chew, B, and Park, J, 2006). As we mentioned in Chapter 2, oxidative damage of our cells’ DNA can lead to significant health issues, up to and including development of cancerous cell lines. The overall range of Dr. Chew’s work on Natural Astaxanthin has spanned in-vitro experiments, in-vivo animal trials, as well as placebo controlled human clinical research. Surveying this volume of research, we note that most of it centered on Astaxanthin’s role as an immune system booster.

Unlike most of the other areas of research discussed in this book, the research on Astaxanthin’s ability to boost immunity is confined to a handful of

---

scientists. Drs. Chew and Park have done the bulk of the research, and have been pretty much the only scientists focusing on Astaxanthin's immune benefits since 2003. But there were a few other scientists looking at immunity and the closely related area of cancer prevention and tumor reduction before Chew and Park picked up the mantle. We'll look at the work of a few of the early pioneers, with a focus on the work of a scientist named Dr. Harumi Jyonouchi. Dr. Jyonouchi is an accomplished researcher as well as a Medical Doctor who did a series of excellent studies on Astaxanthin's ability to boost immunity in the early 1990's. Because Dr. Jyonouchi was the first scientist to look at the immune system benefits of Astaxanthin, we call her the "Grandmother of Astaxanthin Immunity Research." Her work led the path for all the other scientists to follow, and is quite fascinating to review. But first, we'll look at what Drs. Chew and Park have been doing.

## Early Immune Research by Drs. Chew and Park

Dr. Chew's first work on Astaxanthin's immune enhancing properties examined how Astaxanthin boosts immunity in mice. He discovered that Astaxanthin and beta carotene both increased the lymphocyte function in mice's spleens. This was not true of another carotenoid examined called canthaxanthin. Astaxanthin had an additional positive effect that beta carotene did not in that it also enhanced lymphocyte cytotoxic activity (Chew, et al, 2003).

After validating immune system enhancement in mice, Dr. Chew moved on to study the effect on humans. In a double blind, placebo controlled human clinical, Dr. Chew and his team showed that Astaxanthin is a **strong immune system stimulator**. The study showed that Astaxanthin:

- Stimulates lymphocyte proliferation
- Increases the total number of antibody producing B-cells
- Produces increased number of T-cells
- Amplifies natural killer cell cytotoxic activity
- Significantly increases delayed-type hypersensitivity response
- Dramatically decreases DNA damage

For those that are not scientists, this basically shows that Astaxanthin **works in many different ways to support healthy immune function in humans** (Chew, et al, 2003). It appears that, similar to the various pathways that Astaxanthin uses to attack inflammation, it also **boosts immunity through various path-**

### — Author's Testimonial —

I have been using nutritional supplements religiously for over twenty years, corresponding with when I started working in the supplement industry. For the first decade, I was taking a variety of herbs, vitamins and minerals, and I was a relatively healthy person. In a normal year, I would get two or three colds, and once every few years I would get a bad case of the flu. I had no major illnesses, but I did have some muscle and joint issues that were starting to affect my ability to play sports. I heard about Natural Astaxanthin in 2001 and decided I would try it. It was being touted as the strongest antioxidant, so I wanted to give myself the extra antioxidant protection I knew was so important to be healthy in our modern world.

The first thing I noticed after about a month of use was Astaxanthin's muscle and joint pain benefits. I love to play basketball, and have been playing about two nights each week for decades. Before trying Astaxanthin, when I was in my late thirties and early forties, I was starting to get very sore and stiff in the mornings after basketball. I would wake up the day after basketball and I would be so stiff when I got out of bed that my wife used to make fun of me—she said that I walked like the Frankenstein monster. It was a combination of joint issues in my knees and overall muscle soreness.

I was amazed that, after about a month using Natural Astaxanthin, I had no more soreness or achy joints after playing basketball. It's now more than ten years later, and I still jump out of bed the morning after basketball like a 20 year old. And by now I'm well past 50...

The second benefit I found from using Astaxanthin took much longer to recognize. A few months after I started using Natural Astaxanthin, I added Spirulina to my daily regimen. I then began to reduce my use of other supplements. I still take a high quality, natural multivitamin every day, and I take a few other nutraceuticals specifically for their cardiovascular benefits. But after my early days working in the supplement industry when I was experimenting with many supplements, I ultimately narrowed it down to a few clinically validated products that I consider my personal staples. What I realized after a few years of my new supplement regimen is that I hadn't gotten a cold or flu since I started using Astaxanthin. It has now been over a decade, and I still haven't come down with a cold or flu or missed a day of work. There is no doubt in my mind that Astaxanthin and Spirulina are boosting my immunity—how else could you explain going from two or three colds a year down to zero?

Some people may think, "He's not impartial—he works for a company that produces Astaxanthin and Spirulina." This is true, and I can't fault anyone if they think that way; but if you read testimonials from others, see the result from the consumer survey, and study the research in this chapter on immunity, you'll also probably want to take Astaxanthin and Spirulina every day to keep yourself healthy.

---

**ways.** This is a pattern that we find present across various health systems that Astaxanthin influences: From its anti-inflammatory and antioxidant activity, to cardioprotection, and now immune system enhancement, Astaxanthin's action is multi-faceted. It generally works in several different ways to combat a single problem. This is most likely a key reason why we find that Astaxanthin is much more effective than other nutraceuticals across its range of applications.

The following year, Drs. Chew and Park wrote a summary article entitled “Carotenoid Action on the Immune Response” in which they spoke very highly about Astaxanthin's advantages for tumor immunity. They stated that “Even though Astaxanthin, canthaxanthin and beta carotene inhibited tumor growth, **Astaxanthin showed the highest anti-tumor activity**” (Chew and Park, 2004). We'll study Astaxanthin's role as a cancer preventive and treatment in more detail in the next chapter.

## Recent Research of Drs. Chew and Park

We're excited that Dr. Chew along with long time associate Dr. Park has recently gotten back into researching Astaxanthin's immune enhancing properties. In fact, in just the last two years, they've had three different studies published in peer reviewed scientific journals. Two of these involved animal trials in mammals, both with very positive results. The third publication was a placebo controlled, double blind human clinical trial, again with an extremely positive outcome.

The animal studies were done in the world's two primary domesticated pet species—cats and dogs. Both involved testing results at various daily doses, and both involved detailed blood work on several different immune markers. In the dog study, additional blood analysis for DNA damage and for the marker for silent inflammation we discussed in Chapter 3, C-Reactive Protein, were also tested.

In the cat study, young cats eight to nine months old were fed either no Astaxanthin or three different doses over a period of twelve weeks. The pharmacokinetic properties (showing Astaxanthin's bioavailability, or the ability of the cats to absorb Astaxanthin into their blood) of Astaxanthin was tested. Astaxanthin increased in blood plasma in a dose-related manner. And the highest concentration in each group was found at the end of the study after twelve weeks of supplementation. This goes back to our discussion of how Astaxanthin concentrates throughout the body over time; it helps explain why, for example, Astaxanthin doesn't work as fast as other anti-inflammatories for pain relief. It

builds up over the course of a few weeks to as long as a few months, and by then it's working very effectively to mitigate pain.

The end result of the examination of immune enhancement in cats is that Astaxanthin had a significant impact on several different immune markers in cats' blood. Similar to the 2003 human study, Astaxanthin worked through various pathways to improve feline immunity. The study concluded that “**Astaxanthin heightened cell-mediated and humoral immune response** in cats” (Park, et al, 2011).

Results from the canine research were similar, but with the added benefits that Astaxanthin **reduced silent (systemic) inflammation and decreased DNA damage**. This study used dogs that were roughly the same age as the cats were, and also gave them either no Astaxanthin or three different doses. But in this study they proceeded for sixteen weeks (as compared to twelve) and tested blood at weeks 0, 6, 12 and at finally at the end of the study at week 16. The final word on this canine study simply put: “Astaxanthin heightened cell-mediated and humoral immune response and reduced DNA damage and inflammation in dogs” (Chew, et al, 2011).

Now for the most important study—the human clinical trial: Drs. Chew and Park used healthy, young women in this study, with an average age of 21.5 years. One group was given placebos, while the remaining subjects were given either 2 mg or 8 mg of Astaxanthin every day for eight weeks. Blood work was done at the start of the study before any supplementation began, then after four weeks, and finally at the end of the study after eight weeks. Results found that:

- Similar to the cat and dog research, Astaxanthin **improved a variety of blood immune markers in humans**
- Astaxanthin **decreased DNA damage significantly**
- Unexpectedly, immunity in the subjects taking 2 mg per day improved more so than those taking 8 mg per day

This is unique to date among the various areas of Astaxanthin health research: In many cases, once a certain dosage level is reached, usually in the realm of 4 mg to 12 mg daily, further benefits are not found by increasing dosage. But only in this one area of immune system enhancement have we seen that less can sometimes be more—subjects taking a very low dose of 2 mg per day did even better than subjects taking a more common dose of 8 mg. This may have something to do with the vastly different ability of different individuals to absorb carotenoids, which we'll discuss in more detail in Chapter 12.

---

## The Grandmother of Astaxanthin Immunity Research

We can honestly call Dr. Harumi Jyonouchi, MD the “Grandmother of Astaxanthin Immunity Research.” Prior to Dr. Jyonouchi’s first published study on Astaxanthin in 1991, only the early eye research in France and some antioxidant surveys comparing antioxidant strength had been done on Astaxanthin. But no researcher had begun to look at how Astaxanthin can help our hearts, our skin, our tendons and joints, or the area that Dr. Jyonouchi zoomed in on—our immune systems. She pioneered this field of research before most scientists had ever heard of Astaxanthin, and formed a solid basis from which Drs. Chew and Park began their investigation.

A series of studies were conducted during the 1990’s by Dr. Jyonouchi and various associates, first at the University of South Florida and later at the University of Minnesota’s School of Medicine. The first study was in-vitro work on mouse and sheep blood, in which Astaxanthin was shown to have an immunomodulating effect as compared to beta carotene (which did not). “These results indicate that immunomodulating actions of carotenoids are not necessarily related to pro-Vitamin A activity, because Astaxanthin, which does not have pro-Vitamin A activity, showed more significant effects” (Jyonouchi, et al, 1991). A follow up study in 1993 examined the mechanism of action for Astaxanthin’s immunomodulating effects, and found it is related to enhancement of antibody production to T-cell dependent antigen (Jyonouchi, et al, 1993).

The following year, Dr. Jyonouchi went one step further by examining these in-vitro effects in live mice, and compared the effects of Astaxanthin this time with both beta carotene and lutein. The outcome was that all three carotenoids had significant immunomodulating action. In a group of older mice, Astaxanthin stood out beyond its carotenoid cousins as it partially restored antibody production to a greater extent than did lutein and beta carotene (Jyonouchi, et al, 1994).

The next study in this series was done in-vitro using samples from the blood of adult (human) volunteers, as well as blood from the umbilical cord of newborn babies. Testing was done with both beta carotene and Astaxanthin to check if they could increase immune markers in the blood. It was found that beta carotene had no effect, while Astaxanthin **increased the production of two different forms of immunoglobulin**. Dr. Jyonouchi and her team concluded: “This study has shown for the first time that Astaxanthin, a carotenoid without Vitamin A activity, enhances human immunoglobulin production in response to

T-dependent stimuli” (Jyonouchi, et al, 1995).

The final study in this series measured Astaxanthin’s and several other carotenoids’ potency as immune enhancers. **Astaxanthin did considerably more at equal dosage levels than all other carotenoids**, including lutein, lycopene, zeaxanthin and canthaxanthin. **Astaxanthin alone suppressed interferon-gamma production and increased the number of antibody-secreting cells** with the use of primed spleen cells. In another test, only Astaxanthin and zeaxanthin had a positive result (Jyonouchi, et al, 1996).

Similar work was done independently the same year in Japan by another group of researchers, where Astaxanthin was again tested against beta carotene and canthaxanthin. Once more, it was found that Astaxanthin enhanced two different forms of immunoglobulin; canthaxanthin had a moderate effect and beta carotene had a slight effect at much higher doses. The release of inflammatory markers TNF-a and IL-1a were also enhanced. The summary ranked the cytokine inducing activities in this order: Astaxanthin > canthaxanthin > beta carotene. “These results indicate that carotenoids such as beta carotene, canthaxanthin and astaxanthin have possible immunomodulating activities to enhance the proliferation and functions of murine immunocompetent cells” (Okai and Higashi-Okai, 1996).

Another slant on the immune benefits of Astaxanthin is seen in a study involving *Helicobacter pylori*, a bacterium commonly found in the stomach that can lead to cancer. There is quite a bit of data on Astaxanthin’s effects on *H. pylori*, which we’ll examine in Chapter 9. In this particular study, the author states that “Recent experimental studies, both in vivo and in vitro, have shown that Vitamin C and Astaxanthin, a carotenoid, are not only free radical scavengers but also show antimicrobial activity against *H. pylori*. It has been shown that Astaxanthin changes the immune response to *H. pylori* by shifting the Th1 response towards a Th2 T-cell response” (Akyon, Y, 2002). **Because Astaxanthin can actually change the immune response, it is very effective at reducing *H. pylori***, which can help prevent certain types of gastric cancer and other stomach ailments.

## **Survey Says: Natural Astaxanthin Boosts Immunity in 80% of Users**

A survey of Natural Astaxanthin consumers was done in 2008. This survey was completed by people who had purchased at least one bottle of Natural Astaxanthin over the last seven years; it’s important to note that these were not





*Don't let colds and flu get the best of you. Take your  
Natural Astaxanthin every day!*

necessarily happy users of Astaxanthin who were buying the product regularly, but people who had at least tried it once. A total of 423 people completed the survey, which represented 27% of the total number of surveys offered. From the respondent pool of 423, a total of 121 were disqualified, resulting in a final number of 302 qualified respondents. Major reasons for being disqualified were: 1) Usage of the product for less than one month, which was considered the minimum amount of time for the Astaxanthin to become fully effective in the average consumer's body. This resulted in 92 disqualifications; 2) Usage patterns vastly contrary to the "Recommended Usage" guidelines on the product's label: For example, using the product less than 3 times per week while the label called for daily use. This resulted in a total of 20 disqualifications.

The survey was set up as a series of statements, and readers were asked to rate the statements as "true" or "false" according to their own personal feelings. Positive results were found for pain relief and mobility as well as skin improvement and reduced sunburn. For immunity, the survey's statement read: "I have noticed that my immune system has improved and/or I get less colds & flu since using BioAstin (Hawaiian Astaxanthin from Cyanotech Corporation). An extremely impressive **80% of respondents agreed that by using Natural Astaxanthin they experienced improved immunity and/or increased resistance to colds and flu** (Capelli, et al, 2008).

In summary, Astaxanthin works on a variety of immune markers to enhance immunity. This multiple pathway approach has been documented in human clinical trials as well as pre-clinical animal research and in-vitro experi-

ments. The multiple pathways found in immune system enhancement have also been found present in other areas of Astaxanthin medical research such as cardio-protection, antioxidant and anti-inflammatory activity.

Other than antioxidant surveys, immunity was the second area of Astaxanthin research after the pioneering eye health work of the 1940's. A series of studies in the early to mid-1990's by Dr. Harumi Jyonouchi focused on in-vitro and animal models; this was followed by pre-clinical work by Drs. Chew and Park, who have further validated the pre-clinical trials with placebo controlled human clinical research. Results at a dose as low as 2 mg per day showed very positive effects on several different immune markers. More research is needed in this area to further validate this work, but based on the existing research along with a user survey and consumer testimonials, it appears that Natural Astaxanthin has solid immune enhancing qualities in both humans and animals.

---

## CHAPTER 9

---

### Other Medical Research

---

Natural Astaxanthin is a powerful antioxidant and a safe, natural anti-inflammatory. It protects the skin from UV damage and helps make people more beautiful from the inside out. It's a great supplement for athletes and active people, helping with recovery from exercise, helping to prevent joint soreness after exercise and even making people stronger and giving them increased endurance. It's a wonderful aid to the eyes and brain, and helps prevent diseases such as macular degeneration and cataracts. It works through various pathways to protect and enhance our cardiovascular and immune systems.

These are the main benefits known to date, with human clinical studies to back them up. But Natural Astaxanthin may do more than this. In fact, there are indications that Natural Astaxanthin may help in several other ways. But please keep in mind as you read through the short sections in this chapter that most of the following potential benefits are not yet clinically validated with human research. We clearly outline which are clinically validated and which are not in each section below.

#### Cancer Prevention and Tumor Reduction

First, let's start by saying that there is no evidence that Astaxanthin can prevent cancer or reduce tumors in humans. But there sure is plenty of evidence for these benefits from pre-clinical animal trials and laboratory in-vitro testing. Strictly speaking, we can't imply that because Astaxanthin can prevent cancer and reduce tumor sizes in animals such as rodents, that it will have the same effects in humans; these are preclinical trials designed to show if the possibility exists. But there are over 200 epidemiological studies on reduced levels of cancers in people whose diets include high levels of natural beta carotene, Natural Astaxanthin's carotenoid cousin (Moorhead, et al, 2006, Zhang, et al, 1999, Holick, et al, 2002, and Rock, C.L., 2003), so it seems logical that these animal research results may translate to the human population. If beta carotene helps prevent cancer, and

Astaxanthin is 11 – 50 times stronger as an antioxidant than beta carotene, then perhaps Astaxanthin will be much stronger in preventing cancer as well. Indeed, many fruits and vegetables are known to help prevent carcinogenesis, so it isn't too surprising that a natural vegetable supplement like Natural Astaxanthin might have these same properties (Wargovich, M, 1997, Potter, J, 1997 and Eastwood, M, 1999). And because Natural Astaxanthin is a concentrated vegetable extract, it wouldn't be surprising if it worked much better than fruits and vegetables too.

Unless you eat a lot of salmon on a regular basis, or a whole lot of crab, lobster or shrimp, you're probably not going to have a measurable amount of Astaxanthin in your blood (unless, of course, you take a Natural Astaxanthin supplement). This makes it much more difficult to test the epidemiological effects of Astaxanthin. One interesting point to note epidemiologically is the unusually low incidence of cancer in certain indigenous populations that eat large amounts of salmon on a regular basis, such as the Eskimos and certain coastal tribes in North America (Bates, et al, 1985). These indigenous people are ingesting substantial amounts of Natural Astaxanthin through the wild salmon they eat, and they have much lower cancer rates than other people who don't consume wild salmon regularly.

Let's look at some cancer research with Astaxanthin: As we mentioned above, the anti-carcinogenic research for Astaxanthin has been limited thus far to in-vitro work and animal studies. There have been many studies over the last twenty years showing Astaxanthin's ability to: 1) combat cancer cells in test tubes; 2) prevent carcinogenesis in animals; 3) reduce the size of tumors in animals. Over the last few years, there have been five relevant studies which are summarized here:

1. Natural Astaxanthin dose and time-dependently inhibited cell growth in colon cancer cells, leading the researchers to conclude that it may protect from colon cancer (Palozza, et al, 2009).
2. Rats with colon cancer fed Astaxanthin showed a decrease in proteins involved in carcinogenesis and an increase in colon cancer cell death. The conclusion drawn was that Astaxanthin exhibited anti-inflammatory and anti-cancer effects through cancer cell death and through modulation of multiple blood markers (Nagendraprabhu, et al, 2011).
3. Similar to the study above, Astaxanthin showed an anti-cancer effect in rats by inducing cell death in liver carcinoma cells (Song, et al, 2011).

- 
4. A mouse study involving Drs. Chew and Park showed that Astaxanthin delayed tumor growth and modulated the immune response, but only when it was given before tumor initiation (Nakao, et al, 2010).
  5. At the USA's #1 ranked veterinary college at Cornell University, researchers found that bone cancer in dogs was positively affected by Astaxanthin (Wakshlag, et al, 2010).

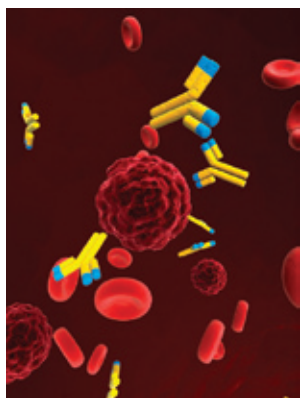
Looking back at prior research on cancer prevention, in one in-vitro study, mouse tumor cells were put into a solution supplemented with Astaxanthin and into the same solution without Astaxanthin. After one and two days, it was found that the tumor cells in the Astaxanthin solution had lower cell numbers as well as a lower DNA synthesis rate (Sun, et al, 1998). In another study of mouse breast tumor cells, it was found that Astaxanthin reduced the proliferation of the tumor cells by 40% in a dose-dependent fashion (Kim, et al, 2001). A very interesting study pitted Astaxanthin against eight other carotenoids to see which was most effective at inhibiting liver tumor cells in culture. It was found that Astaxanthin surpassed every other carotenoid in this test (Kozuki, 2000).

The proliferation of human cancer cell lines has also been inhibited by Astaxanthin in vitro. Human colon cancer cell lines were placed in a culture containing Astaxanthin versus one that was Astaxanthin free. After four days, the cell lines in the culture containing Astaxanthin were significantly less viable (Onogi, et al, 1998). Also, in work with human prostate cancer cells, Astaxanthin and lycopene both showed significant inhibitory effects (Levy, et al, 2002).

It's evident that Astaxanthin has cancer-preventative effects in test tubes. It also has these effects in small mammals as we see from the recent research cited above as well as in prior studies. In one such study, researchers transplanted tumor cells into mice and found that Astaxanthin inhibited the growth of the cancerous tumors, again in a dose-dependent fashion (Sun, et al, 1998). A similar study was done to see at what stage the Astaxanthin would have its positive effects. It was found that when Astaxanthin supplementation was started both at one week and also at three weeks prior to the tumor inoculation, growth was inhibited. However, when the supplementation with Astaxanthin began at the same time as the tumor inoculation, the benefit was not found. The conclusion of this study was that Astaxanthin may work better in the early stages of tumor development, but not in the later stages. The researcher was very enthused with Astaxanthin's potential in cancer prevention, pointing out that the anti-tumor activity came at blood concentration levels that are achievable. This study also

pointed out that, unlike chemotherapy drugs, Astaxanthin's abilities to reduce tumors cannot be due to toxicity. Even dietary concentrations as high as 2% did not induce toxicity in rats, mice or ferrets. The theory espoused by these researchers from the University of Minnesota's School of Medicine and led by the "Grandmother of Astaxanthin Research" Dr. Jyonouchi, is that Astaxanthin's anti-tumor activity is related to its enhancement of the immune response (Jyonouchi, et al, 2000).

Other mice studies have also shown very promising results. An early study led by Dr. Chew found that Astaxanthin reduced the growth of transplanted breast tumors. This study was very interesting in that it tested Astaxanthin



*Antibodies attacking cancer cell.*

against two other carotenoids—beta carotene and canthaxanthin. The researchers found that "Mammary tumor growth inhibition by Astaxanthin was dose-dependent and was higher than that of canthaxanthin and beta carotene...Lipid peroxidation activity in tumors was lower ( $P < 0.05$ ) in mice fed 0.4% Astaxanthin, but not in those fed beta-carotene and canthaxanthin" (Chew, et al, 1999). The results showed that all three carotenoids had a positive effect, but that Astaxanthin worked best. (It is interesting to note that both beta carotene and canthaxanthin along with lutein are present in small amounts in Natural Astaxanthin from Haematococcus algae, although the carotenoid complex is primarily Astaxanthin.) Another favorable study

demonstrated that Astaxanthin suppressed spontaneous liver carcinogenesis (Nishino, et al, 1999). Further studies have shown that introduction of carcinogens such as benzopyrene to mice was positively affected when they were fed Astaxanthin; two specific types of cancer that appeared in the control group were inhibited in the Astaxanthin group (Lee, et al, 1997 and Lee, et al, 1998).

As we previously mentioned, Astaxanthin consumed in the diet reduced the incidence of tumor-promoting substances in the skin of hairless mice that were exposed to UVA and UVB radiation (Savoure, et al, 1995). Related research done at the Veterans Affairs Medical Center in Texas showed that Astaxanthin and beta carotene (but not lycopene) prevented UV-mediated carcinogenesis in mice (Black, H, 1998).

Astaxanthin, along with some other carotenoids, was found to be an effective

---

tive anti-tumor agent in a series of studies on mice and rats at the Gifu University School of Medicine in Japan (Mori, et al, 1997). One of these studies found that Astaxanthin significantly reduced both the incidence and the proliferation of chemically-induced bladder cancer in mice. In this study, Astaxanthin was tested against canthaxanthin. It was found that the results with canthaxanthin were not statistically significant, while those with Astaxanthin were (Tanaka, et al, 1994). Two other studies showed the same effects in the oral cavity and the colon of rats; Astaxanthin reduced the incidence and the proliferation of cancers when carcinogenic chemicals were introduced (Tanaka, et al, 1995a and Tanaka, et al, 1995b). Lastly, a few different studies have shown Astaxanthin's positive effects on cancer of the liver in rats (Gradelet, et al, 1997, Gradelet, et al, 1998, Yang, et al, 1997 and Kurihara, et al, 2002).

What enables Astaxanthin to prevent cancer and shrink tumors? The three primary mechanisms of action can be any or all of these (Rousseau, et al, 1992):

1. Its potent biological antioxidant action
2. Its abilities as an immune system enhancer
3. Its action as a regulator of gene expression

In regards to regulating gene expression, basically the cell to cell communication through the gap junctions is deficient in many human tumors. Improvement in this cell to cell communication tends to decrease tumor cell proliferation (Bertram, J, 1999). Astaxanthin is known to improve this intercellular communication.

There are several additional mechanisms that have been offered for Astaxanthin's anti-carcinogenic effects, as shown on the chart on the next page.

This is very technical information that scientists research to demonstrate how something works. Many products may have some benefit without the exact mechanism of action being known; in the case of Astaxanthin and its benefits in preventing carcinogenesis and shrinking tumors in animals, there are already many possible mechanisms known. But please keep in mind—although this is very promising research, it's important to remember that it still remains to be seen if these same benefits will hold true in humans.

## **Help for Diabetics?**

Similar to the work with cancer, the research to date in the area of diabetes

- Regulatory effects of Astaxanthin on transglutaminases (Savoure, et al, 1995)
- Inhibitory effect of Astaxanthin on metabolic activation of mutagens in bacteria (Rauscher, et al, 1998)
- Induction of apoptosis by Astaxanthin in mammary tumor cells (Kim, et al, 2001)
- Inhibition of the enzyme 5a-reductase (Anderson, M, 2001)
- Selective inhibition of DNA polymerases (Murakami, et al, 2002)
- Direct blocking of nitric oxide synthase (Ohgami, et al, 2003)

has not been tested in humans. But it stands to reason—since silent inflammation can cause diabetes, and since Astaxanthin can help reduce silent inflammation—the use of Astaxanthin should have some benefit in people with diabetes and/or in preventing diabetes. We'll have to wait to prove this in human clinical trials, but in the meantime there has been some very encouraging work in rodent models.


All the research on Astaxanthin's potential benefits in diabetes has been over the last ten years. As of late 2006 when we originally wrote this book, only four animal trials had taken place, all of them in Japan at the Kyoto University of Medicine and at the Institute of Natural Medicine. The first study examined a special type of mice that are diabetic and obese, a generally accepted model for type-2 diabetic humans. Results demonstrated that Astaxanthin significantly reduced the blood glucose level of these mice. It further showed that the Astaxanthin treated group maintained their ability to secrete insulin, and concluded: "These results indicate that Astaxanthin can exert beneficial effects in diabetes, with preservation of beta-cell function" (Uchiyama, et al, 2002).

Diabetes adversely affects many different organs of the body. In particular, diabetes can cause the kidneys to malfunction, causing a condition called "nephropathy." Another study used the same diabetic, obese mice to examine how Astaxanthin could benefit the kidneys. The results: "After 12 weeks of treatment, the Astaxanthin-treated group showed lower blood glucose compared with



---

the non-treated group...treatment with Astaxanthin ameliorated the progression and acceleration of diabetic nephropathy in the rodent model of type 2 diabetes. The results suggested that the antioxidant activity of Astaxanthin reduced the oxidative stress on the kidneys and prevented renal cell damage. In conclusion, administration of Astaxanthin might be a novel approach for the prevention of diabetic nephropathy” (Naito, et al, 2004).



*Regular testing of your blood sugar levels is one of the realities of living with diabetes.*

One study that touched on diabetes was previously cited in the section on cardiovascular benefits. This study in rats showed that after 22 weeks, Astaxanthin reduced blood pressure and improved cholesterol and triglyceride profiles, but it also showed a reduction in blood glucose levels. A significant reduction in fasting blood glucose levels as well as insulin resistance was noted, along with improvement in insulin sensitivity. A fascinating notation was made that Astaxanthin actually decreased the size of fat cells. “These results suggest that Astaxanthin ameliorates insulin resistance by mechanisms involving the increase of glucose uptake, and by modulating the level of circulating lipid metabolites and adiponectin” (Hussein, et al, 2006).

Another study in diabetic mice showed that expression levels of genes extracted from the kidneys were decreased by Astaxanthin. This research may lead to a “better understanding of the genes and pathways involved in the anti-diabetic mechanism of Astaxanthin” (Naito, et al, 2006).

Since 2006, the pace has picked up quite a bit with many additional studies showing positive results.

- Diabetic rats experienced better blood vessel health after being fed Astaxanthin (Zhao, et al, 2011). Also, Astaxanthin provided antioxidant effects and lowered blood lipid levels in the plasma of diabetic rats (Otton, et al, 2010).
- A University of Georgetown study showed that Astaxanthin increased insulin resistance in rats (Preuss, et al, 2011).
- Astaxanthin’s profound antioxidant ability has important implications in the treatment of diabetes. For example, diabetes increases oxida-

tive stress in white blood cells. Treatment of diabetic rats showed that Astaxanthin partially reversed this harmful effect (Marin, et al, 2011). Similarly, Astaxanthin improved the antioxidant system in diabetic rats' mouths and also protected the oxidative status of salivary glands in diabetic rats (Leite, et al, 2010a and Leite, et al, 2010b).

- Diabetic nephropathy is a very common kidney malady found in diabetics. Astaxanthin was found to be a potential remedy for diabetic nephropathy due to improvement in several harmful effects from high glucose exposure (Kim, et al, 2009). In another study, Astaxanthin was found to have the ability to scavenge free radicals in the cells' mitochondria, leading to the conclusion that Astaxanthin may serve to prevent the progression of diabetic nephropathy (Manabe, et al, 2008).
- Complications from diabetes include harm to the retina that can result from the accumulation of advanced glycation end products (AGE's). Astaxanthin was found to have a protective effect against AGE's, leading the researchers to conclude that it may be useful in controlling the development of diabetes (Sun, et al, 2011).

Once again, let's not forget that, just like our review of the research on Astaxanthin's potential for cancer prevention and tumor reduction, the research on possible benefits for humans with diabetes has not been tested. Only animal trials and test tube experiments have been done to date. And frankly, some of the animal research employed relative doses that would be many fold greater than the doses normally used in humans. However, there is certainly sufficient pre-clinical research showing possible advantages in both diabetes and cancer to merit human research in these areas. As the pace of animal research has picked up quickly over the last five years, we hope to see some human trials in these areas shortly.

## **Ulcers, Gastric Injury, Stomach Cancer**

There's a very destructive bacteria found in over half of the people in the world's stomachs called *Helicobacter pylori*. *H. pylori*'s initial manifestation is in the form of chronic gastritis and stomach ulcers. Left untreated it can lead to more serious consequences including stomach cancer and lymphoma. It can be caused by eating a diet deficient in some very important nutrients such as carot-

---

enoids. “A low dietary intake of antioxidants such as carotenoids and Vitamin C may be an important factor for the acquisition of *H. pylori* by humans (Bennedsen, et al, 1999). One study we cited previously in the chapter on immunity demonstrated that Astaxanthin was able to change the immune response to *H. pylori* (Akyon, Y, 2002). Other studies have demonstrated that Astaxanthin has a positive effect on *H. Pylori* and the gastrointestinal system. Two studies were done in Scandinavia using Natural Astaxanthin on *H. pylori*-infected mice. The first, in Denmark, found that an Astaxanthin-rich algae extract reduced the bacterial load and gastric inflammation (Bennedsen, et al, 1999). The second study which was done in Sweden, showed results both in test tubes and in live mice. Natural Astaxanthin in algae meal inhibited the growth of *H. pylori* in-vitro. In the ex-vivo part of this study, the mice that ate the *Haematococcus* algae meal showed lower bacteria levels and lower inflammation scores than untreated or control-meal treated mice. These results were found when testing one day after as well as ten days after the cessation of treatment (Wang, et al, 2000).

Two studies done at Korea University by researcher J.H. Kim, PhD and associates tested Astaxanthin's ability to prevent the gastric damage caused by 1) naproxen and 2) ethyl alcohol. In the first study, the non-steroidal anti-inflammatory drug naproxen was given to rats. Naproxen is known to cause ulcerative lesions in the stomach. Rats fed Astaxanthin at three different dosage levels all realized significant protection against naproxen's deleterious effects on the stomach lining. Also noted was that pretreatment with Astaxanthin significantly increased the activities of free radical scavenging enzymes super oxide dismutase (SOD), catalase and glutathione peroxidase. “These results suggest that Astaxanthin removes the lipid peroxides and free radicals induced by naproxen, and it may offer potential remedy of gastric ulceration” (Kim, et al, 2005a). Dr. Kim's second study involved ethyl alcohol, the active ingredient in whiskey, rum, vodka, etc. that can cause ulcerative gastric lesions in humans when consumed in excess. Once again, rats were used, and once again, similar results were found. Likewise with Astaxanthin's effects on naproxen, Astaxanthin's effects on ethyl alcohol showed significant protection against ulcers, and pretreatment increased the free radical scavenging activities of SOD, catalase and glutathione peroxidase. “A histologic examination clearly indicated that the acute gastric mucosal lesion induced by ethanol nearly disappeared after pretreatment with Astaxanthin” (Kim, et al, 2005b).

Two subsequent studies found ulcer-preventive properties from Astaxanthin. The first had similar results to the ethanol study above: Rats' ethanol-

induced ulcers were prevented by Astaxanthin, which the scientists attributed to Astaxanthin's antioxidant activity (Kamath, et al, 2008). The second study showed similar results in rats with ulcers induced by acetic acid (the acid present in vinegar) (Yang, et al, 2009).

Another study we'll look at in this section was done in Japan; this study is very interesting because it tested three different forms of Astaxanthin—Natural Astaxanthin from *Haematococcus microalgae*, Astaxanthin from the mutated yeast *Phaffia Rhodiza*, and Astaxanthin synthesized from petrochemicals—along with Vitamin C and beta carotene, on their ulcer preventative abilities in stressed rats. Rats were subjected to two different types of stress that cause ulcers. The rats fed all forms of Astaxanthin as well as beta carotene were appreciably protected from the formation of gastric ulcerations. However, an extremely significant result of this research was that “Ulcer indexes in particular were smaller with the rat group fed Astaxanthin extracted from *Haematococcus* than the other groups.” The research further showed that by combining Astaxanthin and Vitamin C “protected against the evolution of gastric ulcerations in relation to control rats. The effects were more intense, especially in rats simultaneously supplied Astaxanthin and Vitamin C...the simultaneous supplementation of food substances with Astaxanthin and Vitamin C would supply enough antioxidants to offset stress-related injuries” (Nishikawa, et al, 2005). This study is more vital evidence of the superiority of Natural Astaxanthin from the microalgae *Haematococcus Pluvialis* to other forms, as well as another piece of science demonstrating efficacy for Astaxanthin in gastrointestinal health.

The last study relevant to this discussion is perhaps the most significant. This study was done with mice, and found not only that Astaxanthin suppresses the formation of colitis, but also that it prevents colon cancer. Additional results saw the prevention of colonic ulcers as well. The researchers attributed Astaxanthin's benefits in this area to reduction of inflammatory markers plus cell death caused by Astaxanthin in colon cancer cells. Their conclusion: “Our results suggest that dietary Astaxanthin suppresses the colitis and colitis-related colon carcinogenesis in mice, partly through inhibition of the expression of inflammatory cytokine and proliferation. Our findings suggest that Astaxanthin is one of the candidates for prevention of colitis and inflammation-associated colon carcinogenesis in humans” (Yasui, et al, 2011).

Once again, we see great promise for Astaxanthin for gastrointestinal health based on solid pre-clinical animal research; we await human clinical research to validate these benefits for people.

---

## Trying to Have a Baby? Give your Husband Natural Astaxanthin!

One of Natural Astaxanthin's most amazing attributes is its ability to help couples conceive. In the 1990's, a company in Sweden called AstaCarotene sponsored studies of the ability of Natural Astaxanthin to improve conception in pigs and horses. They did some experiments in which they fed the male animals Natural Astaxanthin and found that they would get a higher pregnancy rate, more offspring per female and more live births per female than in animals fed the same diet without Natural Astaxanthin. The logical conclusion was that Natural Astaxanthin somehow worked to make the males' sperm more potent (Lignell and Inboor, 2000). Fish and shrimp breeders have found similar benefits for breeding in marine species.

Researchers have recently taken the next logical step and tested Natural



*Astaxanthin: A safe, natural way to increase fertility.*

Astaxanthin in human couples that wanted babies but couldn't conceive. They took twenty couples that were trying to conceive for a minimum of at least twelve months. In each of these couples, the man was diagnosed as having abnormally poor semen quality. After three months of daily supplementation of a high dose of 16 mg per day of Natural Astaxanthin, five out of ten of the infertile men got their wives pregnant! The researchers measured for oxidation of the semen: They found that reactive oxygen species decreased in the treatment group's semen. They also found that sperm motility, velocity and morphology improved for the men taking Astaxanthin (Comhaire and Mahmoud, 2003). Another study showing similar results was published the year before. In this study the researchers concluded that supplementation with Natural Astaxan-

thin improved the quality of the sperm, which is suggested to be the plausible explanation for the increased frequency of conception (Garem et al, 2002). It's incredible to think that the answer to many infertile couples' dreams of having children may be as easy as taking a few Natural Astaxanthin capsules each day, rather than going through different therapies that are very expensive and may still not yield the desired result. Imagine the stress and expense that could be saved

by simply trying this natural remedy first.

## Detoxification

The liver and kidneys help to detoxify the body by removing harmful substances. One of the key functions of the liver is the active oxidation of fats to produce energy. The liver also can destroy pathogenic bacteria and viruses, and can eliminate dead red blood cells. All of these various functions can initiate the release of high volumes of free radicals. It is very important to have the protective influence of neutralizing antioxidants in the liver to combat this ongoing oxidative process.

One study examined the protective effects of Astaxanthin versus Vitamin E of rat liver cells against lipid peroxidation. It was found that Astaxanthin was a much more effective antioxidant for these liver cells (Kurashige, et al, 1990). Astaxanthin also has the beneficial effect of causing the liver to produce certain enzymes that may help prevent the formation of liver cancer (Gradelet, et al, 1998). And in the kidneys and lungs, Astaxanthin was also shown to have a similar effect of inducing the release of these beneficial enzymes. So, not only can Astaxanthin help the detoxifying organs counter the oxidizing effects of free radicals, but at the same time it can promote the release of very beneficial enzymes.



*The human liver normally weighs 1.44–1.66 kg (3.2–3.7 lb) and has a wide range of functions, including detoxification.*

et al, 2001).

Liver benefits were also seen in a rat study in 2001, where Astaxanthin's antioxidant properties appeared to protect the rats from liver damage. A measurable increase in superoxide dismutase (SOD) and glutathione was found in the rats' livers (Kang,

---

## Additional Research

Below are some very short synopses of several other studies that may have some relevance for future investigations into the benefits of Natural Astaxanthin in human nutrition. This is very preliminary research, but will probably lead to further investigation and human clinical trials.

A very promising study was done to see if there are possible benefits for **prostate problems** through the use of Astaxanthin. The inhibition of 5 $\alpha$ -reductase has shown promise in treating the symptoms of **benign prostate hyperplasia**, and also as a possible means to **prevent or help treat prostate cancer**. Some in-vitro work was done which showed that Astaxanthin inhibited 5 $\alpha$ -reductase by 98%. The researchers also took saw palmetto berry extract (which has also been reported to decrease the symptoms of benign prostate hyperplasia) and combined it with Astaxanthin, and found that the mixture showed a 20% greater inhibition of 5 $\alpha$ -reductase than the saw palmetto extract alone. Lastly, they took prostate cancer cells and exposed them to Astaxanthin for nine days, after which they saw a 24% - 38% decrease in growth at different concentration levels. (Anderson, M, 2004) These promising results indicate that Astaxanthin may be a potent soldier in the war on prostate cancer.

We should also mention again the patent granted to Dr. Chew on Astaxanthin and DNA. Dr. Chew found that Astaxanthin has an ability to protect against DNA damage. This property Astaxanthin has of protecting against **DNA damage** is directly related to its antioxidant capabilities. Dr. Chew and his colleague Dr. Park demonstrated that Natural Astaxanthin could prevent oxidative damage to DNA. What is very interesting is the dosage levels that they found to be effective. At dosage levels as low as 2 mg per day for four weeks, Drs. Chew and Park found that they could reduce oxidative damage to DNA by 40% (Chew, B, and Park, J, 2006). And rightly so, they received a patent for this groundbreaking work. One important fact to take away from this research: This is another example of just how powerful Natural Astaxanthin really is—at a dose that is one half of a 4 mg capsule that is normally sold, DNA damage can be reduced by 40%!

A pre-clinical study was done in mice to test the ability of Astaxanthin and beta carotene to **prevent enlargement of the lymph nodes and reduce excess protein in the urine**. It was found that Astaxanthin significantly delayed the onset of both of these symptoms (which are associated with certain forms of cancer), and that Astaxanthin exerted more significant preventative action than beta carotene (Tomita, et al, 1993).

In another interesting pre-clinical study, Astaxanthin showed a positive effect on live births of baby minks. It was found that Astaxanthin given to the mothers significantly **reduced the number of stillborn births** (Hansen, et al, 2001).

In-vitro work to explore a novel approach for the **treatment of asthma** showed favorable results with Astaxanthin. The researchers combined Astaxanthin with ginkgolide B and found that the combination **suppressed T-cell activation to a comparable level as two commonly sold anti-histamines** (Mahmoud, et al, 2004).

Lastly, a very preliminary study was done in mice and published in 2007. This study took obese mice and fed them a high fat diet. The results were quite remarkable for the obese mice that were given Astaxanthin. The researchers concluded that Astaxanthin:

- **Inhibited increases in body weight**
- **Inhibited increases in the weight of adipose tissue**
- **Reduced liver weight**
- **Reduced liver triglyceride levels**
- **Reduced plasma triglyceride levels**
- **Reduced total cholesterol**

Not only were there indications for blood lipids as we've seen in several other studies, but in this study they found that Astaxanthin prevented weight gain from a high fat, high calorie diet. The scientists pointed out that Astaxanthin may be a solution for metabolic syndrome: "These results suggest that Astaxanthin might be of value in reducing the likelihood of obesity and metabolic syndrome in affluent societies" (Ikeuchi, et al, 2007). Once again, let's keep in mind that this is a pre-clinical study and does not mean that we'll find the same effect in humans. While we hope to see more research in this area, to date, there have been no follow up studies.



---

## CHAPTER 10

---

# The Ultimate Anti-Aging Nutrient

---

Who wants to get old? And who wants to look old? Not too many people. But if you could grow older and still feel good and look young, wouldn't that take the edge off of the unpleasant aspects of aging? Now, take a moment to reflect on everything we've learned about Natural Astaxanthin and how it may benefit human health. Almost everything we've learned about Astaxanthin can be narrowed down to three main points:

1. Natural Astaxanthin can make you feel better.
2. Natural Astaxanthin can make you look better.
3. Natural Astaxanthin may make you live longer.

Or another way to put it: **Astaxanthin can improve your “Quality of Life.”** Let's examine each of these one-by-one:

### Feel Better

More than anything else, Natural Astaxanthin can make you feel better. First we saw that Astaxanthin's anti-inflammatory activity can help reduce pain and increase mobility in all kinds of people. Not just people with arthritis and tendonitis, but also young, healthy people who are working their muscles and joints hard at work or at play. It can make you stronger—not just people with tendonitis whose grip strength increased by 93% in eight weeks, but also young, healthy people who could do 62% more deep knee bends after using Astaxanthin for six months. Astaxanthin can boost your immune system and keep you from getting colds and flu. This is pretty much at the root of “feeling better”—if you're healthy, you feel better; if you're sick, you feel worse. And aren't the brain health and eye health benefits also part of feeling better too? If you go blind from macular degeneration or get cataracts, or if you start having dementia, you certainly aren't going to be too happy about it.

Looking at the vast research on Astaxanthin and all its potential benefits, “Feeling Better” is probably the #1 phrase to sum up what Astaxanthin can do for you. And it’s not just results from laboratory experiments and clinical trials that show us this—just take the time to read the testimonials in Chapter 13 and you’ll find the overwhelming sentiment of users is that Natural Astaxanthin makes them feel better, one way or another. Or for many people, it can make you feel better several different ways at once. In addition, if you review the two different surveys done on Natural Astaxanthin consumers, you’ll find that they show that Astaxanthin makes you feel better too:

- 85% of consumers felt positive benefits
- In both surveys, over 80% of those suffering from pain showed improvements
- 60% of those suffering from painful joint and tendon conditions had increased mobility
- 80% had less colds and flu and/or improved immunity



*Improve your quality of life, look and feel better.*

Basically, we find time and time again that about 75% - 80% of people who use Natural Astaxanthin for at least a month or two actually feel a difference. There are very few natural food supplements that can make this claim.

What it comes down to is improving **“Quality of Life.”** For an older person, improving the Quality of Life might be simply reducing the arthritis pain in their knees. If you’ve ever known someone with bad arthritis, you understand how horrible it can be. In fact, any kind of chronic pain can take an otherwise good, enjoyable life and make it unbearable. One of the greatest benefits of working at Cyanotech Corporation is hearing people when they call or receiving letters telling us how our Astaxanthin made their lives so much better. And we hear this all the time. For example, we’ve heard from many

people who say that they’ve tried lots of other products for arthritis and nothing worked until they found Natural Astaxanthin.

---

Quality of Life improvement isn't only about pain and mobility though. There are many ways that Natural Astaxanthin can improve people's Quality of Life. Personally, I went from getting a few colds every year and the flu once every few years down to zero colds or flu for the last ten years. This is a prime example of improving Quality of Life: Who wants to be laid up with the flu for a week every few years, or be sneezing and have a runny nose a few times every year? Being able to spend more time in the sun without getting burned also increases Quality of Life. And how about athletes who get better workouts, faster recovery and more strength and endurance? Many claim that Astaxanthin makes them perform better in their sports. This undoubtedly raises their Quality of Life. And the potential improvement in energy and endurance isn't only about athletes. A construction worker who doesn't get as tired during the day, and doesn't wake up with achy joints and sore muscles after a particularly tough day certainly has raised his Quality of Life. There's no doubt that the #1 reason to take Natural Astaxanthin is to **"Feel Better"** and to raise your **"Quality of Life."**

## Look Better

Looking better with Astaxanthin manifests in two different ways. The more abstract way has to do with Natural Astaxanthin's physical properties—if you can improve strength and endurance, get a faster recovery after workouts, and improve energy levels, you're probably going to have better muscle tone and a better weight level. But this path to looking better will probably only affect a fraction of Astaxanthin consumers—those who are exercising intensely. So we're not going to place a huge emphasis on this path to looking better, simply because there is no hard clinical evidence that it will happen for the majority of Astaxanthin consumers.

But the other way that Astaxanthin can help you look better is much more concrete. We're talking about Astaxanthin's effects on our skin, and within this area there are two distinct pathways with clinically validated benefits:

- **Preventive:** The patented use of Astaxanthin as an internal sunscreen is how we can prevent the ravaging damage the sun's UV rays have on our skin over time. Take Astaxanthin on a daily basis and you should be looking much younger than you would have otherwise a few years down the road.
- **Curative:** The results of the landmark study on Natural Astaxan-

thin's ability to improve the visual appearance of skin from the inside out say it all: Astaxanthin can reduce fine wrinkles and improve skin moisture and skin elasticity. These are tangible, visual "Anti-Aging" properties that are seen in roughly four to six weeks in most middle-aged people.

There are supporting studies in each of these areas. And once again, there is a great deal of testimonial evidence as well as a consumer survey, both of which support Astaxanthin's ability to make our skin look better. The survey showed that:

- 68% of Natural Astaxanthin consumers found that they did not sunburn as quickly or as frequently
- 65% of Natural Astaxanthin consumers experienced an improvement in their skin's appearance and condition

While these results are lower than the pain-related survey questions which found over 80% receiving positive results, they are still extremely significant. And what we find with Astaxanthin's internal sunscreen effect in particular is that it has a profound effect on some people, a moderate effect on most people, and a limited or negligible effect on some people. A good example of someone who is profoundly affected is Dr. Robert Childs, MD, who says that Astaxanthin "changed his life." You probably remember from Chapter 5 how Dr. Childs had extremely sensitive skin and couldn't go outside during peak sunlight for more than 30 minutes without burning? Well for him, the sunscreen effect is profound as he can now go out for as long as he likes in the intense Hawaiian sun, and he never gets sunburned.

The "One-Two Punch" of Astaxanthin's skin effects: 1) preventing skin damage over time and 2) visibly improving skin appearance in four to six weeks fully covers our second major category of benefits for Natural Astaxanthin: **Looking Better.**

## Live Longer

We have to be honest here: There is no clinical evidence that Natural Astaxanthin can make you live longer. This would involve huge studies with thousand of subjects done over long periods of time. Since Astaxanthin is rela-

---

tively new to clinical research, there just hasn't been enough time to test this yet. But there is plenty of evidence that people who eat more vegetables and fruits that are high in carotenoids have lower incidence of cancer and live longer. There is also a lot of evidence that silent inflammation causes all sorts of life threatening diseases like cancer, heart disease, diabetes and many more. And there is similar



*Enjoy your senior years in good health with Astaxanthin.*

evidence that oxidation causes many of these same diseases. So by association, we can hypothesize that Astaxanthin can make us live longer: 1) If inflammation and oxidation cause diseases; 2) and many of these diseases cause early death; 3) and Astaxanthin has been shown in validated research to have profound antioxidant power and multiple pathway anti-inflammatory activity; 4) then we can deduce that Astaxanthin should help people to live longer.

Now that we've spelled this out, we'll go on record again as saying that, until this has been scientifically proven through valid research, we cannot say that it is definitely true. But I personally am not going to wait for the clinical evidence to surface. I started taking Astaxanthin over ten years ago only for its antioxidant power because I personally believe that antioxidants will reduce my chance of getting heart disease and cancer. And this was before the whole "silent inflammation causes life threatening diseases" science came to light; and it was also before Natural Astaxanthin was shown to reduce C-Reactive Protein, the major blood marker for silent inflammation. In my case, I'm sold on Astaxanthin because it helps my joint and muscle issues and because I haven't had a cold or flu since I started taking it. But don't get me wrong—the fact that it may help me live longer is a huge added plus.

## **News Bulletin—October 12, 2011: Breakthrough Study on the Anti-Aging Effect of Astaxanthin**

If you've read this entire book up to this point, you've read results from a lot of different scientific studies. Thank you for your patience. Other than a few citations in the chapter on animals that follows, we're only going to tell you about one more study. But it's a really good one that we think you'll find very

interesting.

A worm is not considered a close animal relative of human beings. But *Caenorhabditis elegans* or more simply, *C. Elegans*, is a worm used extensively in research as a model organism. One of the most relevant facts about the *C. Elegans* worm is that it has intracellular pathways that are related to the longevity of mammals. This worm is one of the simplest organisms with a nervous system, and this is why it has been widely used as a model for aging by researchers for many years.

This study was designed to test if Astaxanthin could increase the lifespan of *C. Elegans* worms. This relates to the “Free Radical Theory of Aging.” By introducing a strong antioxidant to this worm, we can see if the antioxidant is effective in neutralizing reactive oxygen species to prolong the worm’s lifespan. And since this worm is a model for mammal aging, a successful outcome may indicate that the same result could happen in humans and other mammals.

In this study, the scientists gave Astaxanthin continuously to the worms from their larval stage to their young adult stage in the wild type of *C. Elegans* and in a long-lived mutant type of *C. Elegans*. The treatment with Astaxanthin extended their lifespan on average between 16% and 30% (Yazaki, et al, 2011).

This result was very significant, and the conclusion offered was that Astaxanthin protects the mitochondria and nucleus of the worms’ cells, enabling them to live significantly longer. Once again we see a fascinating outcome when giving an animal Astaxanthin. In fact, extending lifespan by 16% to 30% may be the most intriguing result of all.

## The Perfect Supplement for Anyone Over 40

**Feel better. Look better. Live longer.** Two out of three are clinically validated. The last one isn’t, but it makes perfect sense. What better combination of benefits could anyone approaching middle age ask for? That’s why Natural Astaxanthin is “The Ultimate Anti-Aging Nutrient.” A more appropriate title for this chapter might have been: “You’d have to be crazy not to take Natural Astaxanthin if you’re over 40 and want to feel better, look better, and live longer.” But you’ve now read most of this book and seen all the hard facts for yourself. You’re now in on the world’s best kept health secret—so you can decide for yourself.

---

## CHAPTER 11

---

# Love your Pet? Give it Natural Astaxanthin.

---



*Aquaculture can be raising fish in ponds or growing *Haematococcus* microalgae to make Natural Astaxanthin.*

Think that Natural Astaxanthin is only good for humans? Think again—it's actually a wonderful supplement for your pet as well as an extraordinary feed ingredient for commercially grown livestock and farmed marine species. In fact, the use of Astaxanthin in farmed animals is a \$200 - \$300 million per year business. Unfortunately, most farmers use the vastly inferior synthetic Astaxanthin (which we'll discuss in more detail in Chapter 12) because it's less expensive. And to be honest, the main reason they use Astaxanthin is for coloring the flesh of fish. But there are also tremendous health benefits from using Astaxanthin that these farmers enjoy. And some of the smarter farmers are starting to use Natural Astaxanthin for their farmed animals based on compelling evidence that it is vastly superior to Synthetic Astaxanthin and also Astaxanthin derived from mutated *Phaffia* yeast.

### Uses of Astaxanthin in Aquaculture

For those of you who are not familiar with the term “aquaculture,” it is basically farming in water. Growing the microalgae *Haematococcus* in ponds to make Natural Astaxanthin is one form of aquaculture.

The more common form is growing fish and shellfish in closed areas. As

our world becomes more populated, and as the sustainability of fishing the Earth's oceans becomes doubtful, aquaculture appears to be a very attractive alternative. But there is a problem in raising certain species of fish and crustaceans in a closed environment—the normal diet of these species, which includes microalgae and/or krill, is substituted with commercial feeds. There is something missing from the natural food chain diet when raising marine animals on farms: Commercial feeds do not have the natural carotenoids present that are found in microalgae and krill. Due to the lack of carotenoids, many species of farmed fish or crustaceans will not have their natural color. This is a particular problem with aquacultured salmon and trout—without the addition of Astaxanthin to their diets, their flesh will appear beige or grayish. Unfortunately, consumers' appetites will not be whetted by this unnatural, bland looking fish.

So the main reason that many aquacultured species are given Astaxanthin in their diets is cosmetic—put simply, farmers want their fish to look appetizing so that people will buy them. But there is another reason that they use Astaxanthin that is much more relevant to our purposes in this book: Astaxanthin is an **essential nutrient** for many species of fish and crustaceans. It is basically a “vitamin” for some species—without Astaxanthin these animals' health will be severely compromised.

The essential nature of Astaxanthin for certain species has been demonstrated in different feed trials. One such trial is a perfect example: A study of the effects of Astaxanthin on **survival and growth rates** for Atlantic salmon fry; they found that without Astaxanthin, only 17% of these tiny fish survived to become adult fish. As the researchers increased the amount of Astaxanthin in the diet from 0.4 parts per million (ppm), to 1.0 ppm and finally up to 13.7 ppm, the percentage of fry that survived increased. In fact, by the time they went from zero up to 1.0 ppm, **the amount of fish that survived increased from 17% all the way up to 87%!** And when they reached the maximum levels used in this study of 13.7 ppm, the survival rate increased to over 98%! (If this isn't proof that Astaxanthin is an essential nutrient for salmon, then nothing is.)

This study went on to examine Astaxanthin's effect on the **growth rate** in these salmon. A similar effect to that of the survival rate was found: At zero Astaxanthin inclusion, the fry grew very slowly; when the feed reached 1.0 ppm Astaxanthin, the fry were growing more than twice as fast; and by the time the feed reached the maximum value tested of 13.7 ppm Astaxanthin, the fry **grew over six times faster than the fish given no Astaxanthin.** It's really amazing to think about how far a little Astaxanthin goes—13.7 ppm is a very small amount,

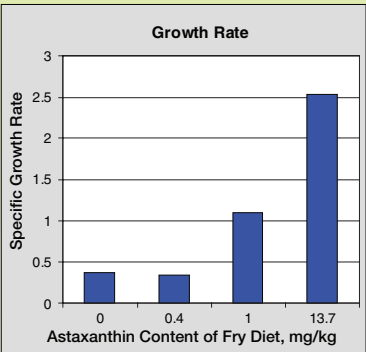


and 1.0 ppm is practically nothing. Yet even at the 1.0 ppm level fish grow twice as fast and 70% more fish survive! You can see that pigmenting the salmon's flesh is not the only reason why salmon farmers make sure their feed contains Astaxanthin—the pigmentation is simply what enables them to sell the fish. They're also using Astaxanthin to keep the young fish alive and to make them grow much faster, two things that help ensure the economic viability of any farming operation.

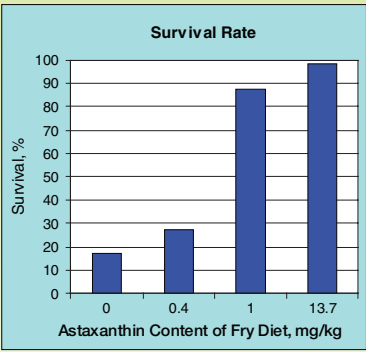
## Astaxanthin is required for growth and survival of first-feeding Atlantic salmon

(Christiansen, 1995)

### Specific Growth Rate



### Fry Survival



*Astaxanthin is essential for survival of Atlantic salmon. It also vastly improves their growth rate.*

And growth and survival are only two of the proven health benefits for aquacultured species. Others benefits include **improved breeding and egg quality, improved stress resistance, improved immunity to diseases and even better feed conversion ratios** (the amount of feed needed for a specific weight gain). In one experiment done with sturgeon in Russia, the feed conversion ratio improved by 30% (Ilyasov and Golovin, 2003). And both sturgeon and rainbow trout have been shown to have **increased immunity** due to elevated humoral

factors (Luzzano, et al, 2003 and Ilyasov and Golovin, 2003). In Japan, Natural Astaxanthin was found to **increase both the quantity of eggs as well as the quality of the eggs** (Watanabe, et al, 2003 and Aquis, et al, 2001). And inclusion of 10 ppm in red sea bream and striped jack broodstock **increased the number of eggs produced by three times** (Watanabe, et al, 2003). Additionally, the ability of Astaxanthin to help with **stress resistance** is well documented. In several studies, tiger prawns have been shown to be much more resistant to three different types of induced stress when fed Natural Astaxanthin. In fact, these studies also showed an interesting difference between Astaxanthin sources: Natural Astaxanthin was found to work considerably better than synthetic (Darachai, et al, 1999).

When comparing natural to synthetic Astaxanthin sources, it's not only in stress resistance where natural comes out on top. You may remember from Chapter 2 that Natural Astaxanthin from microalgae was proven to be over twenty times stronger than synthetic in an antioxidant test of free radical elimination (Bagchi, 2001). The natural variety of Astaxanthin also has clear functional advantages in fish and shellfish over the synthetic and phaffia yeast-derived varieties. In one study in shrimp, Natural Astaxanthin was considerably better than synthetic in increasing both survival and growth rates (Darachai, et al, 1998). And because Natural Astaxanthin is esterified and has a different shape than the free Astaxanthin found in the other forms, it is able to more easily reach throughout the entire body. For example, Natural Astaxanthin is able to get into the skin of species such as sea bream and many tropical fish better, consequently bringing out more vibrant and natural-looking color in their skin.



*Two of the same species of fish, the top was fed Natural Astaxanthin and the bottom was not. Note the deeper, more vibrant color and healthier look of the Natural Astaxanthin-fed fish.*

There are many other far-ranging benefits for Astaxanthin in aquaculture. Some of them seem trivial (in one study, it was found that Astaxanthin **decreased the incidence of cataracts** in salmon (Waagbo, et al, 2003). People eating salmon may not care if the fish had cataracts, but it is just one more indication of Astaxanthin's many health benefits in animals). In any event, if you want to have healthy fish in your fish tank at home and you want them to live a long life, you should certainly give them some Natural Astaxanthin.

---

## A Wonderful Reward for “Man’s Best Friend”



*Astaxanthin can help keep your dog healthy and active.*

While tropical fish are a fairly popular pet, dogs and other mammals are on the top of most people’s lists. We’ve seen countless references to mouse and rat studies in which Astaxanthin helped improve various facets of their health. Most of these benefits should also be found in other mammals, including humans, although to be completely certain, studies would have to be done on each species. There has been some promising work done with many different species. One of the most exciting species that seems to thrive when given Natural Astaxanthin is also one of the most common household pets, the dog.

Some of the first dog owners to start feeding their dogs Natural Astaxanthin were the sled doggers in Alaska. Before any experiments had been done, these very competitive dog owners were finding that, as with human athletes, Astaxanthin is a secret weapon for dogs too. The premise behind the sled doggers’ use of Astaxanthin is quite simple: Aerobic exercise is a source of harmful oxidation in the body caused by reactive oxygen species (ROS). These ROS can quickly consume the available antioxidants in an athlete’s body. As a result athletes need to ingest far more antioxidants in order for their bodies to respond well to the ROS produced, and to maintain a healthy oxidative state within the body during exercise. We looked at this progression closely in Chapter 6.

It appears that what’s true for “man” is also true for “man’s best friend.” Sled dogs’ work is grueling and they spend extended amounts of time in harsh conditions when pulling sleds; therefore, you can be sure that the ROS in their bodies are at a peak. So what better way to control these oxidants in the dogs’ bodies than by giving them the world’s strongest natural antioxidant?

A study published in 2000 evaluated the effects of dietary supplementation with various carotenoids on sled dogs. This study found that dietary supplementation with carotenoids resulted in increased plasma concentrations of antioxidants. DNA oxidation was decreased and resistance of lipoprotein particles to in-vitro

oxidation was increased. They concluded, “Antioxidant supplementation of sled dogs may attenuate exercise-induced oxidative damage” (Baskin, et al, 2000).

In the May/June 2006 issue of the sled doggers’ favorite publication, Mushing Magazine, there was an article on nutrition for sled dogs. This article was an interview with a well known nutritionist and sled dog open class racer, Dr. Arleigh Reynolds, PhD. In this article, Dr. Reynolds speaks about Astaxanthin specifically: “It is one of the few things that I have studied that not only shows

measurable improvement in blood parameters but also visibly improves the dog’s performance.”



*Just like salmon and humans, dogs benefit greatly from Natural Astaxanthin’s superior antioxidant activity.*

In other research, a company that we mentioned in Chapter 7 did an experiment in dogs with excellent results. The company, Cardax, used their patented injectable Astaxanthin to see if it would have benefits for the dogs’ hearts. They had previously demonstrated this in mice, but felt that the canine model is more relevant as an in-

dication of potential benefits in humans. They were successful—their study demonstrated that Astaxanthin had **“marked cardioprotective properties in both rodents and canines.”** They concluded that, based on the excellent performance in dogs, this injectable Astaxanthin may be a means to **prevent heart damage from myocardial injury, and may be useful in angioplasty, stenting and coronary bypass surgery** (Gross and Lockwood, 2005).

While there certainly is not a mass of scientific experiments investigating the benefits of Astaxanthin in dogs, there are some positive studies as well as anecdotal evidence. Also, logical extensions of existing information from other species indicate that Astaxanthin should work like magic for dogs. As a respected nutritionist and scientist, Dr. Reynolds sees it in his sled dogs’ blood. And as an avid sled dogger, he also visibly sees it in their performance. There is now enough evidence of Astaxanthin’s benefits in dogs that some of the world’s largest pet food manufacturers have begun to investigate Astaxanthin in self-funded studies. In fact, there is already a patent that has been issued to a large pet food manufac-

---

turer regarding the use of Astaxanthin in dogs. Soon, you'll probably be able to buy dog food with Astaxanthin already mixed in it; but you don't have to wait for a pet food company to do this for you—you can buy some gelcaps yourself and mix one in with your dog's food each day.

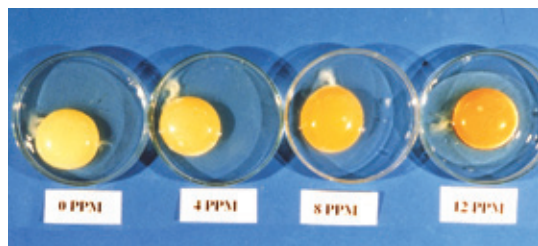
## Any Animal Will Benefit from Natural Astaxanthin

Mice and rats, fish and shrimp, and even dogs have demonstrated health benefits from Astaxanthin in the studies we've already cited. We've seen an abundance of animal studies showing that Astaxanthin **improves immunity, supports cardiovascular health, increases endurance, brings antioxidant protection to the eyes and brain, and even reduces tumors and prevents cancer** in different laboratory animals. But this research was mostly in mice and rats. What about other animals? Can cats, horses, parrots and snakes obtain advantages from ingesting Astaxanthin as well? Although there is not scientific evidence for every species, the overwhelming indication is that all animals should benefit from this wonderful substance.

There is another commercial use in animals now besides aquaculture, tropical fish and sled dog feeds. Natural Astaxanthin is also used by a few chicken

feed manufacturers. Again, as with salmon, the main reason is to pigment the egg yolks a deep, rich color.

But just as with the salmon farmers, you can be sure that the chicken farmers are deriving plenty of health benefits from feeding their chickens Astaxanthin. One very interesting study exam-



*A little goes a long way: Egg yolks go from yellow to a deep orange with only 4–8 parts per million of Natural Astaxanthin.*

ined the effects Astaxanthin had when given to layer hens. It was found that Astaxanthin **decreased the overall mortality of the chickens, increased their fertility and improved their overall health status. In addition, egg production increased while salmonella infections decreased dramatically**, which was probably due to a stronger membrane formation. A US patent was issued for this groundbreaking work in poultry (Lignell, et al, 1998).

There has been some research concerning Astaxanthin's effects in other

animals as well. We'll briefly look at a few different studies, which you'll see are quite varied. The first was a **study done with horses for a life threatening disease** call equine exertional rhabdomyolysis. This is an acute disease that is potentially fatal. It manifests in the destruction of muscle which occurs because of a shortage of oxygen transporting to the muscles and a lack of protein storage in the muscles. This affliction can end the career or even kill a thoroughbred race horse in its prime. A very positive study was done on eight race horses with this horrible disease. They were supplemented with 30 mg of Astaxanthin per day, and **after only two to three weeks the animals were symptom-free and able to**



*While on Astaxanthin, race horses displayed a complete recovery from a life threatening muscle disease.*

**continue training and racing!** When the dosage was reduced or supplementation ceased, the symptoms returned after approximately two weeks. The researcher was awarded a US patent for his outstanding work (Lignell, A, 2001).

The same researcher, Ake Lignell of Sweden, received a third patent for his innovative work in animals. He examined the effect that Natural Astaxanthin has on

**breeding and fertility** in livestock animals. Just as he had discovered in his groundbreaking work with chickens in 1998, Dr. Lignell discovered that Astaxanthin **increased the fertility of pigs, cattle and sheep**. For example, in pigs, the research showed that Astaxanthin **significantly improved three separate markers of fertility: The birth rate, the percentage of live births and the number of pigs born per sow** (Lignell and Inboor, 2000).

There is a wide range of other evidence of Astaxanthin's benefits in mammals. In Chapter 4 we saw how Astaxanthin can help **protect the lens of a pig's eye against oxidative damage** in-vitro (Wu, et al, 2006). A study of hyperlipidemic rabbits found that Astaxanthin was superior to Vitamin E in helping to **stabilize plaque in the arteries, and concluded that it could be useful in the fight against atherosclerosis** (Li, et al, 2004). Another study in rabbits showed that red yeast rice and policosanol helped to protect the heart's aortic wall. The

researchers then found that by adding Astaxanthin to the mix, the effect was far superior; when adding Astaxanthin the **lipid infiltration into the aortic wall was almost completely prevented** (Setnikar, et al, 2005). Another study that looked at health and reproduction in minks found that Astaxanthin showed a positive effect on live births of baby minks. It was documented that Astaxanthin given to the mothers significantly **reduced the number of stillborn births** (Hansen, et al, 2001).

In conclusion, so that readers can decide for themselves if it's prudent to give Astaxanthin to their pets, let's review all of its potential benefits in animals as evidenced from the studies we've cited:

- Prevents cancer
- Reduces tumor size
- Promotes cardiovascular health
- Improves immunity
- Prevents diabetes
- Increases stress resistance
- Inhibits H. pylori bacteria
- Reduces gastric ulcerations
- Aids the liver in detoxification
- Prevents cataracts
- Protects the eyes and brain
- Decreases pain
- Increases endurance
- Improves fertility
- Reduces stillborn deaths
- Prevents DNA damage
- Prevents cell membrane damage
- Prevents enlargement of lymph nodes
- Improves growth rate in young animals
- Improves survival rate

Granted, some of the work cited is from preliminary studies and further research is needed, but with this exhaustive list of potential benefits, pet owners should be giving Natural Astaxanthin to their pets every day (as well as taking it themselves).



---

## CHAPTER 12

---

### Other Vital Information

---

There is a great deal of information about Natural Astaxanthin that does not fit nicely into any of the preceding chapters, but is nonetheless important for the reader to know. Such topics include safety, dosage information, differences between various sources of Astaxanthin and between different manufacturers, as well as an examination of some of the problems in marketing Astaxanthin such as stability issues and accurate measurement of Natural Astaxanthin.

#### Stability

How would you feel if you bought a 10 pound bag of rice at the supermarket, and then when you got home, you weighed, it, and found out it only had 5 pounds of rice? You'd feel cheated, and you'd probably go complain to the store or contact the company that produced it. Or at the very least, you'd never buy that brand again. This is happening frequently with Astaxanthin products. But unfortunately, consumers aren't able to measure how much Astaxanthin is in their capsules or tablets, so they don't even know they're being cheated. Here's why this is happening: Most of Natural Astaxanthin's many diverse benefits in human nutrition are in some way related to its supreme antioxidant power. This inherently poses a problem for the manufacturer and the consumer: For the manufacturer, great care must be taken to ensure that the Natural Astaxanthin does not oxidize during processing, handling, encapsulating or tableting, and finally during packaging and storage. For the consumer, the problem is making sure that you purchase an Astaxanthin supplement that has the full amount of Astaxanthin in the pill that is stated on the label. This is even more complicated because, as we'll see later in this chapter, some manufacturers do not even know how to accurately measure Astaxanthin, which actually involves some very complicated lab work.

Astaxanthin is exceptionally unstable when subjected to oxygen. Because it is such a strong antioxidant, the Astaxanthin molecule will begin to bond with oxygen molecules in the air. Once it oxidizes, it will break down into a



---

degradation product called “astacene” that has no benefit to humans or animals. Extreme care must be taken when handling Astaxanthin to be sure that it does not oxidize.

The process used to extract the concentrated oil containing Astaxanthin and the supporting carotenoids from the *Haematococcus* microalgae is another very important step. There are several different ways to extract Natural Astaxanthin from *Haematococcus*. The state-of-the-art manner is to use a supercritical, solvent-free extraction at high pressure which uses only carbon dioxide. Not only does this prevent any unwanted solvent residue, but this also provides for a more stable Astaxanthin oil product.

So between not knowing how to maintain stability and not even being able to accurately measure Astaxanthin content, many companies in the Astaxanthin business are putting products on the market that don't have the amount of Astaxanthin they should. Consequently, in commercial offerings of Natural Astaxanthin, we see a tremendous difference in quality and efficacy. A survey of fifteen different commercially sold products found that only three had the stated level of Astaxanthin present. This means that 80% of the products were cheating the consumer, and only 20% had the Astaxanthin that their label claims they have! And although some of them only missed their label claim by 5% or 10%, five out of these fifteen products tested had less than half the Astaxanthin that their label stated. These are some very bad odds indeed—80% of the products had less than they should, and 33% had less than half of what they should. Plus, these products were all tested way before their expiration dates, so there's a chance that they would have even less Astaxanthin by the time they were purchased and

**Q:** So what should a person who wants to use Astaxanthin do to ensure they get the Astaxanthin they're paying for, which will subsequently lead to them getting the benefits they're looking for?

**A:** Be sure to go with a trusted brand that's had extensive experience with Natural Astaxanthin. If it's a new brand, or even a brand that's been around for a while that doesn't have expertise with Astaxanthin specifically, there's a good chance that you're not going to get a quality product.

consumed due to oxidation during storage. In fact, it's common to lose 10% - 20% of Astaxanthin content during the two or three year shelf life that most commercial products have, even when using a high quality gelatin capsule or other suitable delivery method. This is why quality manufacturers always use an overage of Astaxanthin from the start—so they can guarantee to have their label claims right up to their expiration date.

## **Dosage and Bioavailability**

Several studies have validated Astaxanthin's bioavailability. Many animal models have found Astaxanthin throughout the bodies of rodents while human studies measuring blood levels of Astaxanthin have proven that this carotenoid is absorbed by humans through oral consumption (Osterlie, et al, 2000 and Mercke, et al, 2003). But we have to look closely at a number of factors to understand the correct dosage level for humans.

The dosage levels in human clinical trials have ranged from as low as 2 mg per day in positive immunity trials, to as high 16 mg per day in the intriguing male fertility trials. Other trials have been everywhere in between. What exact dosage is the proper one for most people?

The answer to this question depends on a few things: First of all, for what purpose are you using Astaxanthin? Secondly, are you a 5% absorber or a 90% absorber?

Let's talk about the second question first: Different humans have a wide ranging ability to absorb carotenoids. For example, your body might be able to absorb 90% of the carotenoids you eat, while your friend (or even a close relative) may only be able to absorb 5%. This makes it difficult to recommend a specific dosage for all people. If your body absorbs 90% of carotenoids and you take only 1 mg of Astaxanthin, you'll get the same benefit as your friend (who absorbs 5% of carotenoids) when he or she takes 18 mg! This huge disparity makes it difficult for supplement manufacturers to decide what dosage to recommend on their labels.

The other key question is why you're taking Astaxanthin. If you're a man taking it who's been diagnosed with poor semen quality and you and your wife want to have a baby, you probably should take the full level at which the fertility study was done — 16 mg per day. If you're just looking for an antioxidant and immune system boost and you're already eating a good diet, you might get by with only 2 mg per day.

A major factor that determines how well people will absorb Natural Astaxanthin is when it is taken: It is highly recommended that Natural Astaxanthin supplements are taken with meals, preferably with a meal that has some fat content. This is similar to other carotenoids, all of which are fat soluble. These lipophilic (“fat-loving”) nutrients, taken in the absence of fats, are poorly absorbed; when taken with fats, the absorption is maximized. One study centered around this premise tested the bioavailability of Natural Astaxanthin in three different lipid-based formulas, all of which resulted in better absorption than a formula that did not have any additional lipids (Mercke, et al, 2003). The message is clear—be sure to take your Astaxanthin with fats, or at the very least in a gelcap containing oil as a base, in order to maximize the benefits.

The recommended daily dosage amongst manufacturers has become fairly standardized at a 4 mg per day level for the average person who has no serious concerns (such as low fertility or severe joint or tendon problems). Following is a table of recommended dosages that is provided as a rough guideline for consumers.

<u>Use</u>	<u>Recommended Dosage</u>
Antioxidant	2 – 4 mg per day
Arthritis	8 – 12 mg per day
Tendonitis or Carpal Tunnel Syndrome	8 – 12 mg per day
Silent Inflammation (C-reactive protein)	4 – 12 mg per day
Internal Sunscreen	4 – 8 mg per day
Internal Beauty and Skin Improvement	4 – 8 mg per day
Immune System Enhancer	2 – 4 mg per day
Cardiovascular Health	4 – 8 mg per day
Strength and Endurance	4 – 12 mg per day
Competitive Athletes	8 – 12 mg per day
Brain and Central Nervous System Health	4 – 8 mg per day
Eye Health	6 – 8 mg per day
Topical Use	20 – 100 parts per million

When deciding what is the right level for yourself, it’s probably best to start at the highest level for the first two months of use. This will give the Astaxanthin

a chance to concentrate in your body. After that, you can try coming down to a lower level in the range and see if you continue to get your desired results. The standard delivery form from most manufacturers has become 4 mg soft gelatin capsules; but recently in the USA, products as high as 12 mg per capsule have come on the market. This gives people the convenience of taking one capsule each day that has the upper end dosage for all conditions. This is particularly recommended for:

- People with serious joint and tendon problems
- Endurance and competitive athletes
- People who are poor absorbers of carotenoids

Of course, no one really knows if they're a good absorber of carotenoids or a poor absorber. So many people choose to take the upper limit of 12 mg per day right from the start. This can be a smart move to increase the chances of getting the benefits you're looking for and not ending up in the 15% - 20% of people who don't feel any difference from using Astaxanthin. But in the interest of thrift, it doesn't hurt to use the higher limit of 12 mg per day for the first few months as we mentioned above, and then experiment with coming down to 4 mg or 8 mg per day afterwards. There's a very good chance that you'll get the same results, but at a more economical monthly investment. Two important things to remember are:

- There is no toxicity level, so taking more won't hurt you.
- Astaxanthin is so powerful that even taking a little bit each day in a multivitamin or antioxidant formula will go a long way toward helping prevent all the life-threatening diseases associated with oxidation and inflammation.

## **Delivery Methods**

The next step in the process is finding a suitable delivery method to get the Astaxanthin into the body. The most common method is in a gelatin capsule. Gelcaps can provide protection from oxygen for an oil-based Astaxanthin product. But not all gelcaps are created equal; it is important that a quality manufacturer is used. And particular care must be exercised when moving into a vegetarian gelcap, as many do not properly protect the Astaxanthin within. If you take Astaxanthin in a poor quality capsule, it won't become a safety issue;



*Astaxanthin powder that has not been microencapsulated. This product will not be stable and should not be used for consumer products.*

but what can happen is that some or all of the Astaxanthin can oxidize into the inert degradation product astacene, so you won't get the benefits you're looking for.

Even worse than the problems with capsules are the problems with Astaxanthin in powder form. Powdered nutraceutical ingredients are used for making tablets or for putting products into hard-shell capsules. Most powders containing Astaxanthin are extremely unstable. The only way to ensure stability is to microencapsulate the powder into tiny gelatin beads, each so small that the finished product looks like a powder. As with the gelcaps, it is imperative that this is done by a quality manufacturer with the

expertise to successfully protect the fragile Astaxanthin molecules from air. As of the writing of this book, there are only a handful of manufacturers in the world that are capable of doing this, and it remains a very technical (and expensive) process. But it is an imperative step in order to protect a fragile substance like Astaxanthin.

Other potential delivery methods include functional foods and energy or sports drinks. As Astaxanthin is a relatively new product, there have not been many product offerings in this area yet, although there will most likely be a trend toward these novel delivery methods in the future. One very unique delivery method as a functional food already being employed is in the eggs you see on Page 133. These eggs come from Sweden; the name "Kronaggs Guldgula" translates in English to "Crown Eggs, Golden Yolk." This company feeds their chickens Natural Astaxanthin, so that their eggs contain Astaxanthin. The people eating these eggs, in turn, are consuming Astaxanthin in their diets.

The Kronagg company uses Natural Astaxanthin for a few reasons: First of all, they've taken a product—eggs—that has become pretty much a commodity, and effectively differentiated themselves from their competition. In order to do this, they give information about Astaxanthin on the front of the carton. (While most people reading this book cannot read Swedish, one can easily make out the words "Astaxanthin" and "antioxidant" on the label. It is interesting to note



*Unique functional food—An egg with Natural Astaxanthin! Look at the color of the yolk—dark and rich because of Astaxanthin.*

that once the egg carton is opened, there is a great deal of additional information on the inside lid telling the consumer about the benefits of Astaxanthin in much greater detail.)

So, Kronagg has wisely distinguished themselves from all their competitors by

making a “new and improved” egg. They point out that these eggs are better than other eggs because they contain a strong antioxidant. Their eggs are also different in that the intense pigment in Natural Astaxanthin gives the egg yolks a deep, golden color. (As we saw in the chapter on uses for animals, a very small addition of Astaxanthin to the chicken feed will significantly alter the color of the egg yolks.) Kronagg sells their eggs for a slightly higher price than their competitors, but they have still managed to capture a significant percentage of the Swedish egg market in a relatively short time because many consumers want a superior egg.

## **Safety**

Natural Astaxanthin has been consumed in the diet for as long as humans have eaten anything red or pink from the sea. For example, the equivalent amount of one 4 mg capsule of Natural Astaxanthin can be found in a four ounce (100 gram) serving of sockeye salmon, the salmon species that has by far the highest Astaxanthin concentration. It is interesting to note that there are huge differences in the Astaxanthin concentrations between various species of salmon. For instance, you would have to eat two pounds or almost one kilogram of Atlantic salmon, the species that has the lowest Astaxanthin concentration, in order to get the equivalent of one 4 mg capsule serving (Turujman, et al, 1997).

It is refreshing to know that for as long as Natural Astaxanthin has been consumed, there has never been an indication of toxicity, negative interaction with any drug, supplement or food, or any other contraindication. And in the fourteen years that Natural Astaxanthin has been sold as a dietary supplement, there has

not been any documented adverse incident, not even an allergic reaction. This information is contrary to the case with other commercial sources of Astaxanthin, such as the Astaxanthin that is chemically synthesized from petrochemicals or the Astaxanthin that is grown on mutated yeast. “Natural Astaxanthin from Haematococcus microalgae has never been associated with any toxicity in the reported literature or in field studies, and numerous animal and human studies lend support to its safety” (Dore, J, 2002 and Maher, T, 2000).

Haematococcus was first reviewed by the US Food and Drug Administration as the trademarked supplement BioAstin® in 1999 (Docket No. 95S-0316) and cleared for marketing as a dietary ingredient. It has also been approved by the US government for aquaculture applications. This approval of Haematococcus-derived Astaxanthin has taken place in many other countries for both humans and animals, including the European Union and Japan.

As previously discussed, the highest concentration of Natural Astaxanthin in the human diet is found in salmon. There is a tremendous range of Astaxanthin concentrations in salmon flesh, from 1-58 mg/kg. The results from a study on salmon Astaxanthin levels is below (Turujman, et al, 1997):

Species	Astaxanthin Range	Astaxanthin Average
Wild sockeye salmon	30-58 mg/kg	40.4 mg/kg
Wild Coho salmon	9-28 mg/kg	13.8 mg/kg
Wild pink salmon	3-7 mg/kg	5.4 mg/kg
Wild chum salmon	1-8 mg/kg	5.6 mg/kg
Wild Chinook king salmon	1-22 mg/kg	8.9 mg/kg
Wild Atlantic salmon	5-7 mg/kg	5.3 mg/kg
Average of all species		13.2 mg/kg

The average Astaxanthin concentration ranges from 5.3 mg/kg in Atlantic salmon to 40.4 mg/kg in sockeye salmon. The average of all species was calculated to be 13.2 mg/kg. Since the average human would consume about 0.25 kg of fish flesh in one meal, this results in the lowest intake of 1.3 mg of Astaxanthin from Atlantic salmon, 3.3 mg of Astaxanthin from “average” salmon

and 10.1 mg of Astaxanthin from sockeye salmon. This corresponds to the range of dosages for various commercial Astaxanthin offerings.

Other natural carotenoid pigments are found in *Haematococcus*-derived Astaxanthin including canthaxanthin, lutein and beta carotene, but they are present at roughly 5% of the level of Astaxanthin. These carotenoids are commonly found in fruits and vegetables in the normal human diet. Total canthaxanthin, lutein and beta carotene intake from a common dose of a Natural Astaxanthin supplement would be less than 0.25 mg/day. Canthaxanthin is currently allowed for use in coloring foods under the US Code of Federal Regulations (CFR 21 section 73.75) at levels not to exceed 30 mg per pound of food or pint of beverage. Thus, the canthaxanthin ingested from a normal dose of a Natural Astaxanthin supplement is over 100-fold less than would be ingested from a pound of food or pint of liquid colored with the maximum allowance for canthaxanthin. The usual recommended doses of beta carotene and lutein are 20-60 mg/day and 3-6 mg/day, respectively, which are ten times to over 200 times the amounts in a normal daily serving of a *Haematococcus*-based Astaxanthin supplement.

Many human safety studies in addition to all the human clinical trials and all the animal trials have never shown any adverse effects for Astaxanthin. In addition, extensive acute toxicity work in mice and rats has been completed, including studies where the rodents were fed tremendous doses in comparison with their body weight. In each of these, no mortality or symptoms of toxicity were reported. Additionally, safety research has been completed on many other animal species. In one of these studies, mega-doses fed to pregnant rabbits resulted in no adverse events to either the mothers or the fetuses. (Extensive safety information can be found at [www.cyanotech.com](http://www.cyanotech.com) or by contacting the Publisher at 808.326.1353.)

## **Other Commercial Applications**


There are a few other ways in which Natural Astaxanthin can be used that we haven't mentioned. Some of these are already being commercialized (such as in topical applications) and others are still in development. As time goes on, new applications will undoubtedly be found.



---

## Natural Astaxanthin as a Food Color

Natural Astaxanthin is an intense pigment. A very small amount can lend a beautiful salmon hue to any product in which it can be suitably mixed. This leads to a logical question: Why not use Natural Astaxanthin as a food color?



*Photo courtesy of Food Ingredient Solutions, LLC, New York, NY*

This is a great idea, and since there is a serious lack of natural red food colors from appropriate sources (the most popular natural red color today is made from dead beetles), we're sure to see this happening in the near future. One company has already started some research and development in this area. Note the various possible shades in the photo of Natural Astaxanthin in soybean oil.

And it's very interesting to note how little it takes to make a reddish hue. At 0.002% it's already quite reddish. When you get up to 0.05%, the red pigment is so intense that it almost looks black!

## Cosmetic Applications

Antioxidants have outstanding benefits when used topically. Some leading cosmetic manufacturers use antioxidants in many different products. Vitamin E was one of the first antioxidants to be used topically, and is still probably the most widely used in topical products. But since Natural Astaxanthin is so much stronger than Vitamin E, it stands to reason that it would be a great addition to a variety of cosmetic products.

There's a question that is probably coming into many people's minds after seeing the dark, reddish-black color of the soybean oil at a concentration of only 0.05% above: No one would want a cosmetic product that is such a dark color. But that's the beauty of Natural Astaxanthin—it's so powerful that a little goes a very long way. At 550 times the antioxidant strength of Vitamin E, cosmetic manufacturers can use a small fraction of the amount of Natural Astaxanthin in a formula when compared to the amount they would use of Vitamin E—and still get a powerful antioxidant effect.

Many leading cosmetic manufacturers are already doing just that—using small amounts of Natural Astaxanthin in the 20 – 100 parts per million range. This gives the products a beautiful salmon hue, and it also gives them a great antioxidant benefit that should help the skin substantially. One of the most common uses to date is in sunscreen products. In sunscreens, the benefits of Natural Astaxanthin are two-fold: First, it will help sunscreen to better protect the skin from sunburn and UV damage (Arakane, K, 2002). Secondly, the antioxidant properties will help repair previously damaged skin.

Not only are sunscreen manufacturers starting to astutely include Natural Astaxanthin in their sunscreens, but several cosmetic manufacturers are starting to use Natural Astaxanthin in various facial creams, body creams and lipsticks. Again, the Astaxanthin will help protect exposed skin from the sun and at the same time help to heal damaged skin.



*Nifri Sunscreen and After Sun Products.  
Distributed in Europe by OTC Pharma,  
The Netherlands.*



*BioAstin Sun Protection Crème.  
Distributed in the United Kingdom  
by Life Long Products.*



*Samples of the derma e® fine line of Cosmetics Containing Natural Astaxanthin.  
Photos courtesy of derma e® Natural Bodycare, Simi Valley, CA.*

---

## Other Ideas

There are many other uses for Natural Astaxanthin that will be appearing in the coming years. We can only imagine all the novel uses that might be found for this powerful antioxidant, anti-inflammatory and natural red color. A good example of a novel use for Natural Astaxanthin involves the gums. There is a great deal of testimonial evidence that Natural Astaxanthin consumed internally can reduce or eliminate gum disease. In addition to the testimonial evidence, it is logical that a strong anti-inflammatory and antioxidant applied topically to the gums could reduce gum disease. There is already development work being done by a few toothpaste manufacturers to test the viability of a toothpaste with Natural Astaxanthin as a means for treating gum disease. Don't be surprised if you start seeing this marketed in a few years.

## **Differences between Cyanotech's Technology and Other Manufacturers**

Now, let's look at the differences between manufacturers of Astaxanthin: Currently, there are already a handful of manufacturers of Astaxanthin for human nutrition, all of which are from *Haematococcus* microalgae with the exception of one product from mutated *Phaffia* yeast. We'll see in the next section why this *Phaffia* yeast product as well as synthetic Astaxanthin are vastly inferior forms. In the meantime, let's examine the difference between manufacturers of

Natural Astaxanthin from microalgae.

The complexities of growing and processing microalgae vary immensely according to the species. The most common species of microalgae produced and marketed for human consumption is a blue green algae called *Spirulina* (*Arthrospira platensis*). While there are great differences in quality



*Overhead view of Spirulina ponds, Kona, Hawaii. Spirulina is a much easier microalgae species to grow than Haematococcus.*



*Cyanotech's 90 acre (40 hectare) microalgae farm on the pristine Kona Coast of Hawaii's Big Island.*

between the different farms producing *Spirulina* around the world, the actual growing process is much easier than growing *Haematococcus* microalgae. This is because *Spirulina* grows in a very alkaline environment; growers must add large amounts of baking soda to get the alkalinity in the ponds up to about 10 on the pH scale. This also prevents other organisms from invading the ponds. *Haematococcus* poses a special challenge because it grows in a pH neutral environment. This is why there are only a few companies in the world that have been able to successfully produce this species. In fact, several companies have gone bankrupt trying to figure out how to successfully grow *Haematococcus*.

Cyanotech Corporation has been commercially producing microalgal products for 28 years. During this time, advanced technology has been developed which, combined with its location on the pristine Kona Coast of the Big Island of Hawaii, allows Cyanotech to produce uni-algal, contamination-free products.

Cyanotech's most advanced technology is used for the production of Natural Astaxanthin from *Haematococcus* microalgae. The initial production of *Haematococcus* takes place in closed culture systems, some as large as 40,000 liters. This is followed by a short, five to seven day, "reddening" cycle conducted



*Haematococcus cultures in the experimental stage*



*Haematococcus a few days away from harvest stage*



*A Haematococcus pond ready for harvest*

in 500,000 liter open culture ponds. At each stage of Astaxanthin production, *Haematococcus* cultures are closely monitored by microscopic examination to ensure the cultures are pure and free from contaminating organisms. After the reddening cycle, the *Haematococcus* cultures are harvested, washed and dried. The final step for the production of Astaxanthin is extraction of dried *Haematococcus* biomass using supercritical carbon dioxide to produce a purified oleoresin, absolutely free of any biological or environmental contamination. As we mentioned above, this supercritical extraction process is a vital step in ensuring the proper stability, potency, and purity of all Natural Astaxanthin products.

All other commercial producers of *Haematococcus* today currently use closed culture systems. Many falsely claim that fully closed systems are superior because they protect the algae from contamination. This is a misconception—that closed culture production of microalgal products eliminates contamination from unwanted organisms. Closed culture systems can be (and often are) contaminated by unwanted algae, fungi, and protozoa. When this does occur, elimination of the biological contamination in closed culture systems can be very difficult because of the high surface area and many “nooks and crannies” in such systems. Indeed, persistent contamination of closed cultures systems has led to serious problems for microalgae companies in California, Hawaii (not Cyanotech), and Europe—in all three cases it led to bankruptcy for these companies. Recently, a seven year old Natural Astaxanthin production facility in Hawaii which used small BioDomes closed down after touting their technology to be the best in the world. This is the second Astaxanthin operation in Hawaii to close down, while Cyanotech continues to expand its production capacity. And it’s not just in Hawaii where Astaxanthin growers are having problems. There is one very famous company that most everyone has heard of that was producing Natural Astaxanthin for a few years—Yamaha Motors. This was the famous motorcycle company’s first time ever making a nutritional product. They started their Natural Astaxanthin project because they believed strongly in how great a product Astaxanthin is. But after about five years producing, they announced in 2010 that they would stop all their Astaxanthin operations. Yamaha is just the latest, and due to their size and reputation, the most impressive, in a series of companies that have failed to be able to commercialize Natural Astaxanthin. It is quite apparent that it takes a special kind of company to be able to make a go of it in the Natural Astaxanthin business, and Cyanotech continues to lead the way.

Cyanotech’s closed culture systems, as well as its open pond systems, have been designed based on many years of experience to minimize problems





stable throughout the growing process, the extraction, the encapsulation or tableting and the packaging, otherwise all the previous work will be in vain.

In addition to unsurpassed quality and purity, Cyanotech's many years of experience and proprietary technology allow it to produce far greater quantities of Natural Astaxanthin than its competitors and maintain a market share at over half of the worldwide market for human nutrition Astaxanthin products. When you purchase Astaxanthin, make sure it's from one of Cyanotech's many worldwide distributors.

## **Natural versus Synthetic and Phaffia-Derived Astaxanthin**

There are a few other sources of Astaxanthin besides the natural form from *Haematococcus microalgae* that we have been devoting most of our attention to so far in this book. The principal alternatives to microalgae-based Astaxanthin may be commercially viable but are not nearly as practical and, except for the case of eating wild salmon, are certainly not as health-giving as taking Astaxanthin from *Haematococcus microalgae* in capsules. The other sources available currently are:

- Synthetic Astaxanthin
- Astaxanthin from *Phaffia rhodozyma* yeast
- Natural Astaxanthin from food sources, primarily salmon

We will look at each of these alternatives in detail to understand why Natural Astaxanthin from microalgae is clearly the superior choice.

### **Synthetic Astaxanthin**

Synthetic Astaxanthin is the most commonly sold form of Astaxanthin in the world today, but you can't buy it as a supplement for human nutrition because to date, it is not approved by any country's health authority as safe for human consumption. However, most countries do allow it to be sold for use in animal feeds. In fact, if you buy salmon that is not clearly labeled as "wild" or "naturally colored," you're probably eating synthetic Astaxanthin. While this isn't going to kill you, it's certainly not the same as eating fresh, wild salmon with plenty of Natural Astaxanthin (and, incidentally, much higher levels of Omega-3 fatty acids than the farmed version). We should take a moment to qualify this: There are



---

farmed salmon appearing in supermarkets recently that are grown under much better conditions, and one of these important conditions is the use of non-synthetic Astaxanthin. One of these natural sources can actually be the same outstanding form of Astaxanthin from microalgae that you commonly find in Astaxanthin supplements on the shelves of health food stores. But the other non-synthetic form that is more commonly used due to its lower cost is from mutated *Phaffia* yeast, which we'll discuss in detail in the next section.

Synthetic Astaxanthin is produced by an intricate and highly involved process from petrochemicals. That's right—oil! The same thing you put into your car engine's crankcase and the same thing that they make plastic out of is used to produce synthetic Astaxanthin, which is fed to fish and other animals to color them. But even in animals, there is a huge difference between health benefits and even pigmentation when using synthetic Astaxanthin versus algae-based formulas.

Some aquaculture companies are beginning to use Natural Astaxanthin instead of synthetic even though it costs more. Aquaculture is a highly competitive industry, so paying more for a feed ingredient is only done when there is a clear reason why it makes economic sense. And there is. Similar to all the research going on with Natural Astaxanthin for human nutrition, researchers and companies are sponsoring feed trials for animals with Natural Astaxanthin. Some of these trials actually compare the differences between the animals fed



*Japanese red sea bream (Pagrus major) pigmented with synthetic Astaxanthin has a dull, sickly color.*



*The same species of Japanese red sea bream pigmented with Natural Astaxanthin from *Haematococcus* microalgae looks healthier and more appetizing. The pigment is more evenly spread throughout the skin of the fish, making it look just like a wild-caught fish.*

the synthetic versus Phaffia-derived and Natural Astaxanthin sources. And what they're finding out is that Natural Astaxanthin is superior to synthetic for promoting health in many different animals. They're even finding that, although synthetic Astaxanthin is much more concentrated than natural as a percentage (synthetic products are sold at an average concentration of 8% - 10% Astaxanthin, whereas Natural Astaxanthin for animal use is sold at concentrations of 1.5% - 2%), Natural Astaxanthin can actually pigment some species of fish better than synthetic.


One of the main reasons why Natural Astaxanthin works better in pigmenting certain species of fish is because of the fatty acids attached at the ends of the molecule. This esterified version of the Astaxanthin molecule is much better at getting to every part of the body of different animals (and although not clinically proven yet, this is almost undoubtedly true in humans too). Natural Astaxanthin is "systemic"—it gets throughout the body into all the organs, including the skin. This is why it works so well as an internal sunscreen. This is also why it helps Japanese sea bream fish farmers to have a much better looking end product.

Some of the better tropical fish feed companies are also using Natural Astaxanthin instead of synthetic to help bring out brilliant colors in their customers' fish. By adding a small amount of Natural Astaxanthin into the feed

formula, the results can be staggering. Just look at what it can do for the German Peacock fish on the bottom.

The top fish has no Astaxanthin in the formula, while the bottom fish ate feed with Natural Astaxanthin. The difference in colors and definition is amazing! Just look at how clearly defined the spots are on the bottom fish.

Another important difference is the shape of the synthetic Astaxanthin molecule. Although Natural Astaxanthin, synthetic and Phaffia-derived Astaxanthin all share the same chemical formula, they are all shaped differently. The molecules



---

are different from each other, with the Natural Astaxanthin from microalgae being shaped exactly like the Astaxanthin found in the natural food chain. Synthetic and Phaffia-derived Astaxanthin cannot even be considered the same product as Natural Astaxanthin.

But the most important difference between Natural Astaxanthin and synthetic is how they work. As we examined earlier, Natural Astaxanthin is over 20 times stronger as an antioxidant than synthetic! We also saw instances in animal trials where Natural Astaxanthin helped different species to have higher survival rates, better immunity, fertility and reproduction, and even helped them grow faster. There is no doubt that Natural Astaxanthin is completely different and far superior to synthetic Astaxanthin.

### **Phaffia Derived Astaxanthin**

Phaffia rhodozyma is a yeast that produces Astaxanthin. The problem is, it is not possible to cost effectively produce Astaxanthin using wild strains of Phaffia because they produce no more than 300 ppm of Astaxanthin. Commercial Phaffia used in salmon and trout feeds are mutated strains of Phaffia that produce about 20 times more Astaxanthin than the wild type. The mutation is done using UV light, gamma radiation, or mutagenic chemicals. The mutation process also produces substantial changes in various metabolic pathways (many of them not exclusively related to the production of Astaxanthin) to yield the necessary increment in Astaxanthin production. Thus, Phaffia yeast-derived Astaxanthin has been subjected to considerable genetic manipulation and is not a natural product.

The chemical structure of Astaxanthin from Phaffia is completely different from that of Natural Astaxanthin found in the food chain. Astaxanthin that is ingested by marine animals is always esterified (has one or more fatty acid molecules attached to it), just like Natural Astaxanthin from Haematococcus microalgae. Astaxanthin from Phaffia is non-esterified. It is 100% “free” Astaxanthin, the same type of Astaxanthin that makes up only 5% of the Natural Astaxanthin complex from microalgae. Furthermore, as discussed in the last section, it actually has a different chemical structure than Natural Astaxanthin, and is much more similar to synthetic than it is to Natural Astaxanthin. The difference in structure is in the shape of the molecule. While Natural Astaxanthin from Haematococcus microalgae is practically a carbon copy of the Astaxanthin found in krill, the tiny shrimp that larger marine animals feed on in nature’s

food chain, Phaffia-derived and synthetic Astaxanthin do not share this shape. When you get right down to it, Phaffia-derived and synthetic Astaxanthin, when compared to Natural Astaxanthin, are two completely different things. And the great additional advantage that Natural Astaxanthin from microalgae has over Phaffia and synthetic is that it comes in a natural, synergistic complex. The complex includes three different types of Astaxanthin, 70% that is monoesterified (with a fatty acid molecule attached to one end), 10% that is diesterified (with fatty acid molecules attached to both ends), and 5% that is the free astaxanthin found predominantly in the Phaffia and synthetic varieties. The remaining 15% is a wonderful blend of supporting carotenoids that make this a truly natural, synergistic product: 6% beta carotene, 5% canthaxanthin and 4% lutein.

Although, unlike synthetic Astaxanthin, Phaffia-derived Astaxanthin is permitted to be sold as a human nutrition supplement in the USA, it is still an inferior form for human consumption and is permitted only with restrictions. Many other countries do not permit this mutated variety. The US FDA, in a letter dated July 17, 2000, allowed the manufacturer of Phaffia-derived Astaxanthin to market the product in the United States with these restrictions:

- Maximum dosage of 2 mg per day
- Only permitted for limited durations of time
- Not permitted for use by children

The restrictions show some serious safety concerns for this mutated yeast product. None of these restrictions apply to Natural Astaxanthin from *Haematococcus microalgae*, with its extensive safety profile and many years of public consumption as a supplement.

### **Natural Astaxanthin from Salmon**

If you eat farm raised salmon, which comprises a large majority of the salmon marketed around the world, there is a high probability you're eating synthetic Astaxanthin. There is a chance that you're eating Phaffia, and a very small chance that you're eating Natural Astaxanthin from *Haematococcus*. Such is the current state of farmed salmon worldwide: Synthetic Astaxanthin dominates the market, Phaffia is a distant second with a small niche, and Natural Astaxanthin from microalgae or krill together hold far less than 1% of the market. And unfortunately, other fish and seafood may also be colored with synthetic

---

Astaxanthin or other unnatural pigments.

Wild salmon is a healthy alternative that contains Natural Astaxanthin, but it can be very hard to find. In fact, even if you think you've bought wild salmon, there's a chance that you're being cheated. Both the New York Times in 2005 and Consumer Reports Magazine in 2006 found widespread cheating—salmon sold as “wild” at much higher prices that was actually farm-raised and synthetically pigmented. And not only are consumers being cheated out of the best Astaxanthin, but farm raised salmon has lower levels of beneficial omega-3 fatty acids as well.

But even if you are successful in finding wild salmon to buy, there are other problems with wild salmon: It is very expensive and may contain high levels of mercury or other unwanted toxins. Because of these problems, the easiest, safest and most cost effective way to get the health benefits of Astaxanthin is to take a high quality Natural Astaxanthin supplement from a respected manufacturer.

## Unique Measurement Challenges

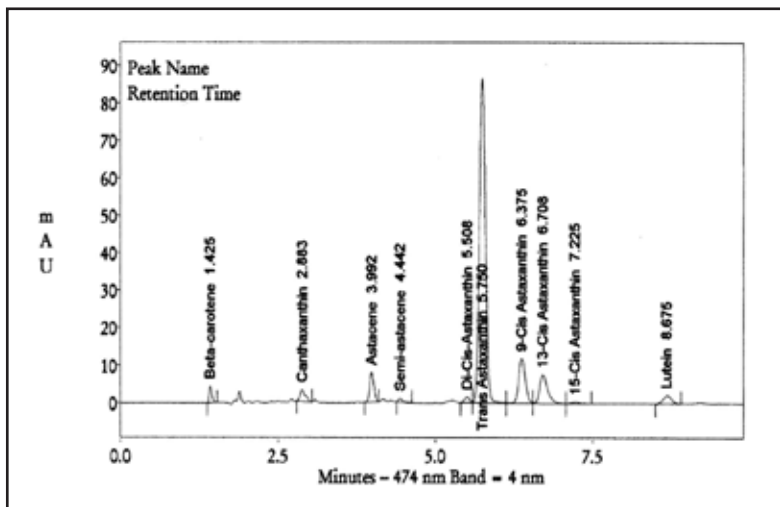
After trying for months to measure Natural Astaxanthin using an analytical method that was written out step-by-step, the Japan Food Research Lab (the official food science laboratory of the Japanese government) asked Cyanotech Corporation if they would fly their Analytical Chemist to Japan to teach them how to properly do the measurement. Imagine this—the official lab of one of the world's most technologically advanced countries couldn't figure out how to measure Natural Astaxanthin, even though they had the official procedures in front of them. This is not a knock against these scientists—it is just an important fact that lets us understand how difficult it is to accurately measure Natural Astaxanthin. They were using an analytical method developed by Cyanotech, which is the only method that has been accepted by any country's regulatory body to date. In fact, by now it has been accepted by five countries—Japan, USA, Korea, China and Canada. But even if the analytical procedure is clearly spelled out in black and white, top scientists who are not experienced have trouble completing it successfully. And even though Cyanotech's analytical method is the only one accurate enough to be accepted by government regulators, other Astaxanthin manufacturers continue to use their own analytical methods. And to be honest, some of these methods are downright wacky and overstate the Astaxanthin content in the products they're measuring. This leads to confusion in the marketplace and to consumer products with dosages under that of label

claims. Along with the stability problems we talked about earlier in this chapter, the gross difference between analytical methods is the other reason why we find many products in the marketplace with less Astaxanthin than their labels state.

There are two general methods for analyzing the Astaxanthin content of a product: Spectrophotometric analysis and High Pressure Liquid Chromatography (HPLC) analysis. The problem with the spectrophotometric method is that, in addition to Astaxanthin, other carotenoids such as lutein, canthaxanthin, and beta carotene are falsely included as Astaxanthin in the results. Of even greater concern, chlorophyll and degradation products of Astaxanthin without health benefits (such as astacene) will also be falsely included as Astaxanthin. This astacene is oxidized Astaxanthin with absolutely no health benefits. As a result of all these other things showing up as Astaxanthin, analyses determined by spectrophotometric analyses can be overstated by 30% or 40%. (The results will definitely be overstated by a minimum of 18%). Some manufacturers try to minimize this overstatement by reporting spectrophotometric analyses results as “Astaxanthin Complex” to indicate that the analysis includes other carotenoids. While this is technically more correct, it does not provide the true level of Astaxanthin in a product, nor does it account for the possible presence of chlorophyll or oxidized Astaxanthin that has no value. Purchasing Astaxanthin from a supplier that uses spectrophotometric analysis means that you can’t be sure if your Astaxanthin is really Astaxanthin—it will definitely have other carotenoids and it may very well have chlorophyll and astacene as well that is counted as Astaxanthin!

The most technically sound and accurate method for determining the Astaxanthin content of a product is by HPLC analysis. And there are several different ways to measure using HPLC. As we stated above, Cyanotech’s analytical method is becoming the world standard with five countries using it exclusively due to its accuracy. (Other countries have no official Astaxanthin analytical method accepted to date, since Astaxanthin is still new in the marketplace.) The five countries using Cyanotech’s analytical method with their regulatory bodies are:

- US Food and Drug Administration (21 CFR 73.185)
- Canadian Food Inspection Agency (Registration Number 990535)
- Japan Food Research Laboratory (JFRL)
- Chinese Ministry of Health
- Korean FDA



Above is an HPLC chromatograph showing the carotenoid fraction of *Haematococcus microalgae*.

Scientists can read the peaks in this chart to measure the levels of Astaxanthin present in capsules, tablets, or Astaxanthin raw materials. Although much more complicated and requiring further steps, scientists can also use this system to measure Astaxanthin content in foods, animal feeds and cosmetic products. You'll notice that there are small peaks for both astacene and semi-astacene in the chart above. This is normal and pretty much inevitable—some of the Astaxanthin in any product or raw material will have oxidized during handling and broken down into these inert bi-products. One of the biggest problems with the spectrophotometric analysis employed by some Natural Astaxanthin producers is that these useless compounds will be included in the measurement of Astaxanthin for which the company and later, the consumer will be paying. Basically, they're being cheated. And to make matters worse, if the algae are harvested just a little early, there will be another peak on this chart for chlorophyll. Using the spectrophotometric analysis, even the chlorophyll will be counted as Astaxanthin and the consumer will be cheated even more.

So once again, just like in our discussion on stability, we see how important it is to purchase Astaxanthin from a well recognized brand that has years of experience with Natural Astaxanthin. If not, there's a chance that you won't get what you're paying for.

---

## CHAPTER 13

---

### Testimonials

---

**Publisher's Note:** The testimonials in this book are not intended to imply that Natural Astaxanthin can cure or prevent any disease, nor are they intended as an aid in diagnosing or treating any disease. Also, please note that BioAstin®, AstaZan® and astaXantip® are three different brand names for Natural Astaxanthin and registered trademarks of Cyanotech Corporation, Kailua-Kona, Hawaii, Lifestream International Ltd, Auckland, New Zealand and Asta4you, Gistrup, Denmark respectively.

People taking Astaxanthin report many benefits including increases in stamina and energy. They feel greater strength and recover faster from exercise. They say their skin has better resistance to the sun and improved appearance. They report better immunity and increased resistance to colds and flu. Many also report that Natural Astaxanthin gives them great relief from countless different painful conditions caused by inflammation as well as several other health benefits. Medical doctors and chiropractors swear by it; professional athletes and weekend warriors extol its benefits. Here are some of the many letters that were sent to the offices of Cyanotech in Hawaii, producers of BioAstin® Natural Astaxanthin. While these are not scientific studies, they do show how people feel a difference in their health when using Natural Astaxanthin.

### Testimonials from the United States

#### Medical Doctor says Natural Astaxanthin 'Changed his Life'

I was born and raised in Honolulu. Both of my parents were physicians with me being the fifth generation of physicians on my mother's side. I have been practicing anesthesiology in Honolulu for over twenty-five years. I have spent



---

most of my youth, and as many free hours of my life as possible, in and on the ocean. Unfortunately I have always been exquisitely sensitive to sun exposure, becoming physically ill after a day in the sun, and always getting a burn no matter how much sunscreen, hats, and long shirts I put on. It definitely affected my quality of life, and I started avoiding going outdoors to the detriment of my ingrained psyche that craved being in the sun.

BioAstin [Natural Astaxanthin] literally changed my life, I am outdoors in the sun whenever and for as long as I like. For myself, the increased sun tolerance has been quite remarkable. Most of my surfing and diving friends now use the product.

In my specialty of cardiothoracic anesthesia for open heart surgery and transplantation, the use of pharmacologic doses of free radical scavengers is crucial to survival of the patients whose organ systems are being challenged by the stresses of complex operations. The anesthesia research literature is heavily published in this area. For this reason I have intimate knowledge of how this product BioAstin works, and the potential significance of application in the medical field.

Coincidentally, within a few weeks after I starting taking Astaxanthin, I noticed that it was so much easier to jump out of bed in the morning. The usual stiffness and occasional soreness that would take 15 to 30 minutes to resolve was gone. I didn't think about it much at the time, but looking back at it now, I realize that my physical body regained the smooth, painless functions that I enjoyed in my thirties, almost twenty years ago.

Lastly, some of the older surgeons I work with who have confided in me their own 'aches and pains' have tried BioAstin themselves and been so amazed that they are now recommending it to their patients. (*Dr. Robert K. Childs MD, Honolulu, Hawaii*)

## Professional Triathlete

My name is Tim Marr and I am a professional triathlete from Honolulu, Hawaii. I first discovered BioAstin about 9 years ago, which was when I first started racing triathlons. Racing triathlons in Hawaii involves two things: Heavy exercise and long term sun exposure. With these issues in mind I was looking for a product that would help my performance in those two areas. My solution was BioAstin. Once I started using BioAstin I noticed a significant improvement in overuse injuries as well as long term sun exposure. Antioxidants are the secret

to training performance and recovery and BioAstin is packed full of high quality antioxidants. The value of a BioAstin bottle with 60 capsules is a great deal, even as a college student I knew the benefit was well worth the investment. I will be using BioAstin for many years to come, and it will be one of my favorite tools as a professional athlete. I want to thank BioAstin for helping me achieve my goals—it's an important part of all of my results. *(Tim Marr, Honolulu, Hawaii. Winner of the Pan American Long Distance Triathlon — which included a new swim course record — as well as many other races.)*

### **America's Top Freediver— Immunity/Recovery/Less Fatigue**

My sport is physically demanding and I train in very extreme conditions. I found out about BioAstin in 2003 and started taking it religiously. I took it on the premise that it would take care of the free radicals in my system which bind to the oxygen molecules and would hinder oxygen uptake. Once I started taking BioAstin I noticed an overall change in my health. I was getting sick far less than previous years. Colds and flu, which are a potential problem for freediving during training and for competition as I push my body to its limits, had become a non-issue for me. On top of this I was noticing changes in my training itself. During dives I found that on my ascent I was getting far less fatigued and absolutely no lactic acid build up in my quadriceps. I was also recovering from the dives much quicker on the surface, which means that I am able to catch my breath far quicker than before. In recent weeks I have conducted my own personal experiment and stopped using BioAstin to see what effects this would have on my body in training. During training dives to 200 feet I was experiencing much fatigue in my quadriceps on my ascent. I was also taking much longer to recover from the dives on the surface than while taking BioAstin. This re-enforced my belief that BioAstin really was making a difference in my diving performances.

Based on my experience with your product I feel very confident and enthusiastic to promote its benefits in regards to the sport of freediving in my National and International appearances at competitions. *(Deron Verbeck, America's Top Ranked Freediver, Kailua-Kona, Hawaii)*

### **70 Year Old—Joint Pain/Stamina/Macular Degeneration**

My wife and I have been taking BioAstin for almost two years. Our joint

---

pain has gone away or was significantly reduced, in the case of my wife. I work out at a local gym for 2 hours, 6 days a week, riding the bike for 45 - 60 minutes at a time, the rest of the time on strength exercises. I no longer have pain in my knees and my stamina has improved. In addition, I developed a vision problem nine months ago in my right eye which has recently been diagnosed as potentially macular degeneration. I'm not sure this is correct as my vision has been improving each month and my vision has returned almost to what it was prior to the problem occurring. I don't know if BioAstin has anything to do with this but with all the other improvements in my general health it could be the BioAstin along with the exercise. My wife and I will be 70 years old next year and want to continue our good health. *(Richard C. Walmer, Fort Myers, Florida)*

## **Reduced Amount of Anti-Inflammatory Medication**

I have been taking BioAstin since our anniversary trip to Hawaii in July. In that time I have been able to substantially reduce the amount of anti-inflammatory medication I take for arthritis. Thanks for the great product. *(Bob Scharnowske, Alexandria, Indiana)*

## **College Athlete—Sore Hands**

I was a collegiate athlete and have had a lot of problems with joint pain in my hands for years. In fact, it gets so bad that I'm unable to hold a newspaper for longer than 5 minutes without my hands and fingers getting sore. I started taking BioAstin about 5 years ago and since taking BioAstin my hands and fingers are 90% better. I started seeing results after the first 2 months. I have tried several different competitive products and within 2 weeks my hands were just as bad as prior to taking BioAstin. I will definitely never use anything else! I'm glad I finally found something that works. *(Mark Viecei, Business Development Manager, Capsugel, a Division of Pfizer, Greenwood, South Carolina)*

## **Energy and Stamina**

I first was introduced to BioAstin when we visited Hawaii this last summer. I feel that I have more energy and stamina since I have taken it as a supplement, and include it with my vitamins each day. *(Chris Ohrmund, Walnut, California)*

## **Immunity/Skin Tone/Exercise Recovery**

I am a marathoner and have been taking your product since March 2002. I took one gel before exercise for the first 2 years in accordance with your instructions. Taking the BioAstin made a huge difference in my recovery time as well as allowing me to run pain free on my daily training runs of 6 miles. On my weekend long run of 12 to 18 miles, I do experience a bit of soreness in the calves, and on completing the last Honolulu Marathon 2005, only a bit sore for a day or so. Prior to taking BioAstin, I could expect to be sore for 4 – 5 days. The past year or so I have increased my dosage to 3 per day for short runs and 5 per day for long runs of 12-18 miles.

My immunity is very high as a result of taking BioAstin, I am sick-free year round except for right after the marathon, I am prone to catching the flu or colds. My skin tone is great also.

I am a good spokesman for BioAstin, having many family and friends hooked on your product to whom I send BioAstin as far as Paris, Orlando and California. Keep up the good work. *(Dien Truong, Chief Engineer, John A. Burns School of Medicine, Honolulu, Hawaii)*

## **Gum Disease/Tendonitis**

I just wanted to let you know about my experience with your BioAstin Astaxanthin supplement. Your company might find this to be very interesting since my benefit was not something I was expecting, namely healing my gum disease. I think the name for gum disease is gingivitis. Anyway, here is my experience.

I began using BioAstin to help with tendonitis in my wrists and forearms and it did really help with that. Prior to my introduction to BioAstin, I had been dealing with regular problems with bleeding and receding gums. I had even resorted to having gum surgery on one particularly bad area. My dentist and hygienist urged me to brush and floss more often than once a day. Despite good intentions, I have never managed to improve my brushing and flossing even to this day. After beginning BioAstin supplementation, my gums began to improve. The hygienist began to find fewer problem areas and pockets each time I had my teeth cleaned. Within a year, I had virtually no gum problems. I was unable to change my brushing and flossing habits and I did not really change my diet or regular supplements during this period. I feel that this dramatic improvement in my gum

---

health can only be attributed to using BioAstin. My dose was two gelcaps per day.

Thanks for your work in developing this wonderful product. (*Anton Granger, Captain Cook, Hawaii*)

## **Sunscreen/Joint Pain**

My wife and I recently completed a 9,940 mile trip by motorcycle from California, USA to Quebec, Canada and back. We headed east from California through Nevada and Utah in May, 2005 and the temperatures reached over 100 degrees Fahrenheit. We started using BioAstin one week prior to departure and used no sun block for the next 60 days of our ride. I was driving the motorcycle and never had sunburn. My wife Jeanette was behind me and did have sunburn one day in Colorado on her neck, however it tanned and did not peel.

I also usually use glucosamine and chondroitin for joint pain and found I didn't need it when using the BioAstin. This allowed us to carry 1/3 the number of pills we normally carry on such trips. Thanks for a great product. (*Russ Taylor, Cayucos, California.*)

## **Pain and Mobility/Healing from Injuries**

I first purchased BioAstin in July of 2005. I had problems with my right knee for years, in part due to a pronation problem with my right foot. I finally got custom orthotics, which fixed that problem. However, six months after getting the orthotics, my right knee still hurt.

It hurt getting up or down, and stairs were agony. I couldn't even stretch my leg out straight when lying in bed, it always had to be bent. Nothing I did—rest, exercise, painkillers—helped it heal.

Once I received the BioAstin, I took 3 gelcaps a day. Within 3 weeks, the pain in my right knee was gone for the first time in years. I've continued to take it daily. I have gotten minor injuries in that knee since, and the BioAstin helps the knee heal very quickly. Thank you for giving me real mobility back! (*Barbara J. Pfeiffer, Portland, Oregon*)

## **Rheumatoid Arthritis**

We started taking BioAstin in June of 2001 while we were visiting the Big Island [Hawaii] for a month. I have had Rheumatoid Arthritis for about 30 years.

I first starting having problems when I was in my early 30s. My joints in my fingers were usually very sore and swollen. My feet hurt most of the time when I walked. Over the years I have taken a lot of different medicines, and have found some that have provided much relief from the normal aches and pains, but after I started taking BioAstin, I noticed some of my greatest changes. About a week after I started taking it, I noticed that when we got out of the car after a long day driving, I was not stiff or sore when I stood up. Over the next few months, my hands had less swelling, and were not sore at all. I was able to walk further and enjoy the exercise more because I was not stiff or sore afterwards.

Both my wife and I take BioAstin every day. We walk, on average 6 - 7 miles per day, some days going as far as 8 - 9 miles. We are also both avid bicyclists during the warm months. We have more energy than most friends our age, and have been enjoying excellent physical checkups every year. We look forward to many years of using this product. *(Ronald W. Holt, Admin. Officer Emeritus, Medical School Academic Affairs, Madison, Wisconsin)*

### **Bronchitis/Chronic Pain in Tendons/Bleeding Gums**

I used BioAstin for one month for the purpose of boosting my immune system because of a stubborn case of bronchitis. The bronchitis, which had been troubling me for four months, disappeared. What I didn't expect was the drastic improvement in inflamed tendons and connective tissue in my shoulder and left knee. Chronic pain in those areas disappeared by the second week of BioAstin usage, along with bleeding of the gums due to a mild case of gingivitis. This is a wonderful product. *(Brenda Meechum, Boston, Massachusetts)*

### **Sunscreen/Recovery from Exercise**

I began taking BioAstin last spring after reading about it on the Truth Publishing web site. It interested me as I am a 65 year old avid cyclist, so I spend several hours a week in the sun. I don't like to use sunscreen because of the ingredients in it that are considered unsafe by several alternative health sites that I read and trust. I do use extra virgin coconut oil on my skin, but wanted extra protection from a good antioxidant. I used no commercial sunscreen all spring, summer, and fall—had no sunburns even staying out in the sun on my bicycle for 5- 6 hours, 3 or more days a week. I did a total of 3700 miles for the year. The compliment I heard all summer was 'you have a beautiful color tan.' It was

---

glowing and a prettier hue than any other year!

The other reason I chose BioAstin was to help in the recovery time of all that cycling. I was not really that tired and very rarely sore from doing 30 miles or more several times a week. I even did a week long, 341 mile cycling vacation along Lake Michigan with no problems. I will definitely not quit taking this great supplement. (*Joann Curtis, Chesterfield, Missouri*)

## **Aching Hands**

I have used BioAstin for the last few years and my hands thank you for the comfort I've experienced through consistent use of BioAstin. After about age 40 I started to feel what I can only describe as an aching in my hands and within just weeks of taking BioAstin on a daily basis the ache subsided and hasn't returned since. I also started to put one BioAstin gelcap out for my wife each morning and the crick in her neck from a car accident years ago improved noticeably within just weeks of starting the one-a-day BioAstin regimen. Plain & simple—BioAstin works wonders and I hope to never go without it. (*Frank Hart, Poolesville, Maryland*)

## **Bladder Tumors**

I have been taking BioAstin for years to keep bladder tumors away. I have not had any more tumors since taking BioAstin. I started taking it when my wife read an article in Women's World Magazine that said that BioAstin was great for preventing tumors, especially bladder tumors. (*Robert March, Salt Lake City, Utah*)

## **Cholesterol/Bronchitis**

I love BioAstin. My cholesterol dropped from 233 to 180 after taking BioAstin for six months, and I never got the winter bronchitis that I normally get. (*Lisa Marie Duncan, Grand Ledge, Michigan*)

## **Knee Problems after Surgery**

I'm just writing to tell you about BioAstin, a nutritional supplement I've been taking that really has helped the health of my joints over the past few months.

After having surgery on one knee and problems with the other a few years ago, I had recurring problems with my knees. Since I began taking BioAstin, I haven't had any joint pain, despite my history of chronic knee problems. BioAstin also has a very high level of antioxidants, which is important for people like me who live in heavily polluted cities. *(Roger Forsberg, Los Angeles, California)*

### **Colds and Flu/Cold Sores**

I have used BioAstin for the past few years. Since taking BioAstin, I feel at least I am doing something to combat the negative aspects of free radicals etc., which we are all being bombarded with. I have noticed a distinct decrease in colds and flu, and having previously had the occasional cold sore, I cannot remember when the last one was. Excellent result! *(Arlene Meyers, Seattle, WA)*

### **Pre-Cancerous Skin Condition/Pimples/Hair and Nails**

A friend that lives in Hawaii first told me about your product about four years ago. He had used it for a while and his pre-cancerous skin condition had cleared up. He is a red-headed carpenter working there in the sun. I have similar skin and I became sun burned often and easily. Since I began taking BioAstin I haven't had one sunburn. The monthly outbreak of pimples I often had has not occurred either. My hair, which has been about the same length for decades grew longer. My fingernails also grew thicker and stronger. I have been so happy with these results that I will continue to take BioAstin and often recommend it to others. *(Deborah Dixon, Amesville, Ohio)*

### **Migraines/Improved Health**

My husband and I attribute our improved health to BioAstin. For years, I suffered from migraine headaches attributed to food allergies such as wheat and chocolate which are difficult to avoid. Instead of two to three days of painful and building migraines, I can now go for most of each month prior to having a migraine and in fact, with my fingers crossed, I don't recall having one this month (Dec. 2005).

My husband and I were in route to Kauai, Hawaii two summers ago, when he read an article about BioAstin. We spent part of our vacation looking for your product which we found in one of the health food stores. Your product along with



---

trying to apply other healthy lifestyle habits such as exercise have dramatically improved our lives.

Thank you, thank you, thank you. (*Dana and Rob Gourley, Sarasota, Florida*)

## **Hawaii's Top Marathon Runner**

I used to take various supplements that included antioxidants, Vitamin E & Vitamin C. I also took glucosamine to help joint pain. I started taking BioAstin several years ago and found that it gave me more energy day to day. BioAstin is a very healthy supplement. I have since recommended it to my parents and they too have been taking it daily.

Marathon training is very demanding and BioAstin has helped me recover from intense workouts quicker even though I was getting older. I also found that I no longer needed to take various antioxidants or glucosamine as BioAstin seemed to have benefits of these supplements too. Now I just take BioAstin and Hawaiian Spirulina. (*Jonathan Lyau, Hawaii's top finisher in the Honolulu Marathon six straight years, Honolulu, Hawaii*)

## **Competitive Swimmer—Severe Tendonitis**

I was a competitive swimmer from the age of 3 through 18, then continued on a limited basis until age 24. After all these years of very heavy training which included 4 hours daily of pool workouts and weight training, working as a lifeguard, competing in rough water swims, training in Junior Lifeguards, and surfing for fun – I developed severe tendonitis in both shoulders and both knees.

My tendonitis starting flaring up when I was 14 years old; it got so bad within that same year I dropped from being number 10 in the nation in sprint events to not even being on the top 50 list. I slept with ice packs on my shoulders and missed a lot of swim workouts. It was difficult to stand up from a crouching position, as the tendonitis in my knees was very painful; walking was painful too. Tendonitis is the reason why I passed up scholarships for college and ultimately stopped competing.

I began taking BioAstin in May 2002, age 29. I started with 1, then 2 BioAstin daily. It took about 4 months for my tendonitis to heal to the point that I did not have pain or notice that it was ever there. Now it is November 2004, I'm still taking 2 BioAstin daily, and still no pain in my shoulders or knees. I have not

altered any of my daily routines, diet, or exercise.

I directly attribute my use of BioAstin to the healing of my tendonitis. I had this condition for 15 years, and nothing I did, didn't do, or tried ever worked. I wish this product was around when I was 14 years old, but I'm happy that I have it now. *(Nicholle Davis, Kailua-Kona, Hawaii)*

### **Miracle Product/Arthritic Shoulder**

This product called 'BioAstin' is nothing short of a miracle! And those of you who know me, realize that I am a person who digs deep to discover the truth of claims like these.

I have been troubled for years with a bad shoulder socket. I could not move my left arm to even wave, and trying to hold my baby grandson was extremely painful, and forget trying to sleep on my left side! My family doctor told me that it was arthritis, and that it came with age...to learn to live with it! I did just that, until on a vacation in Kailua-Kona, Hawaii, I found BioAstin in my hotel gift shop. I had nothing to lose by trying, and after taking a full bottle of this, I had begun to regain the use of my left arm! I had done absolutely nothing differently, in the interim...so I bought another bottle and by the time I had finished that one I had absolutely NO pain in my shoulder or my arm!

What else can I say? It worked wonders for me. *(Teresa Windmiller, Grove City, Ohio)*

### **Tendonitis/Bleeding Gums/Sinus Inflammation/Lung Infection**

I suffered from joint and tendon inflammation in my left knee, as well as tendonitis in a shoulder. I had started BioAstin for immune system enhancement for a stubborn lung infection. The infection subsided after a few weeks of treatment with BioAstin, and I was surprised to find that the joint and tendon symptoms had also abated. Other symptoms that improved included gum bleeding and sinus inflammation. This product can truly improve general health and a host of specific conditions. *(Victor Hamilton, Silva, North Carolina)*

### **Acne/Energy**

I originally purchased BioAstin about six weeks ago. My 17 year old son

---

and I began taking it. A few weeks later I noticed an energy increase, and my 17 year old son's (who has had severe acne for about 4 years) face started to clear up. We've used an acne doctor for about 2 ½ years, with only a little success and some side effects from the antibiotics. Never before has his face looked clearer.

You people are on to something, and I just thought I'd say thank you.  
*(Douglas Shaffer, Ortonville, Michigan)*

## Cancer

I am so encouraged about your product that I just had to write you. I am 56 years old and recovering from chemotherapy and radiation treatments due to breast cancer. They told me it was aggressive, stage III type cancer. During treatment, I have been taking a multi-vitamin, beta glucan, IP-6 and Wobenzym to help my body get stronger.

My last 3 cancer tests during and after chemo were 28, 18 and then 27. Then I started taking BioAstin. Three months later my doctor called me regarding my newest cancer tracer blood test. She told me that the test result was a 15! I told her I thought she made a mistake, and to please check my test results again. She said the 15 was correct! Wow! You can't argue with blood test results.

This is so exciting to me! Thank you for BioAstin! *(Marlene Ball, San Pedro, California)*

## Parkinson's/Creaky Joints

I was diagnosed to have Parkinson's disease in February 2000. For the last six years, I've noticed that I get very sore and creaky in my muscles and joints whenever I finished working in the yard. Sometimes I would have to take a break for a couple of weeks because I became so tired.

Three weeks after taking BioAstin, I found myself able to work 4 hour days in the yard and three times per week on lifting weights without feeling sore... no more creaky joints & limbs or sore muscles anymore. At first I was skeptical about your product, but now I have my wife taking it. As far as my Parkinson's goes, I find that I'm not shaking as much, but perhaps this is from not feeling so sore and exhausted anymore. *(Jerry Miki, Kailua-Kona, Hawaii)*

## Back Pain/Sunburn/Carpal Tunnel Syndrome

I've been using BioAstin Natural Astaxanthin since we heard about it from Mike Adam's health website <http://www.newstarget.com> and it's amazingly good. It's one of the best antioxidants around and I take two every day and find that my lower back pain after a year now is practically non-existent except on really damp days. I actually stopped taking glucosamine to make sure that it was the Astaxanthin that was doing the good job and it was! Because after I stopped the glucosamine and kept taking the Astaxanthin, my pain didn't come back! And when I went to the Dominican Republic in the blazing 90 degree sun, I didn't get sunburned (and I used only minimum sunscreen once or twice during the day) so that claim is true too! I used to take B6 sometimes when I felt my wrists were acting up from sitting at the keyboard all day, but I don't take B6 because the other claim about alleviating carpal tunnel problems is accurate too. (*Patri Ginas, Stormville, New York*)

## Allergies/Fever Blisters/Knee Pain

I began taking BioAstin several years ago because of severe pain in my knees. At the time, I was also having problems with fever blisters, which had lasted several months. The doctors said my knees had to be operated on, and meanwhile the medicine the doctor was giving me for the fever blisters was only marginally helpful. I was in a great deal of pain with my knees, and the fever blisters were driving me up the wall. The latter did not respond to the old standbys, Camphor-Phenique and Blistex which used to be startlingly effective and now did nothing, and the fever blisters were lasting much longer than is normally expected.

Within a week of taking BioAstin, one per day, I noticed the fever blisters clearing up. Likewise, the pain in my knees went away. In addition, I discovered that within a few hours of taking the BioAstin, my eyes were much better; this was a daily event, it did not seem to last for long, but was dramatic.

A few months ago I realized that within a few hours after taking BioAstin, my allergies cleared up. I started taking the BioAstin three times a day, and stopped having to take prescription medicines.

To sum up, taking BioAstin has reduced my allergies, my knee pain, and my fever blister problem to a point where they are no longer major disruptions in my life, and without taking medications which would cost hundreds of dollars and might have side effects. And it's saving me the time and expense of knee

---

surgery. *(Ron Kelley, Fish Camp, California)*

## **Tendonitis/Periodontal Disease**

I am writing this letter to express my sincere appreciation for BioAstin. I have never before written a company a testimonial, but I feel compelled to for this wonderful product. I want to share my story of unexpected healing with you.

A wise friend recommended I try two gel caps of BioAstin to help alleviate pain I was experiencing due to tendonitis in my wrists and elbows. Remarkably, the irritating pain gradually subsided within two months of taking the Astaxanthin supplement. I am thankful for this relief, however, I believe BioAstin had another surprisingly wonderful effect on my body.

For years, I had been struggling with periodontal disease. Although I tried to increase flossing and brushing, my dentist said my gums were receding and I should consider surgery. After a year of supplementing my regular diet with BioAstin and not changing my flossing and brushing routine, my gums improved dramatically. The only variable was BioAstin and therefore, I think that the Astaxanthin supplement is responsible for my spectacular recovery. *(Will Jacobson, South Kona, Hawaii)*

## **Joint Pain—Better Results than Glucosamine & Sam-E**

I was taking Sam-E, chondroitin sulfate, and glucosamine for joint pain due to old injuries to wrist and knees for years with reasonable results. A good friend told me that he simply took your BioAstin product for those same symptoms with excellent results. I had previously used BioAstin for eye care and resistance to ultraviolet rays from lots of sun exposure. So now I have eliminated the other joint stuff for several months while trying BioAstin as a substitute. The results have been remarkably good. I appreciate the benefits, and of course the significant savings. Great Job! *(Leimana Pelton, founder of Bamboo Village Hawaii, a nonprofit corporation)*

## **Arthritis/Skin Condition**

My wife and I have been taking BioAstin for about a year for our arthritis and we don't have joint pain any longer. In addition I've had a chronic skin

condition with a severe rash for most of my adult life. It's now in remission and in a very calm state. It hasn't been this way in over 25 years and I believe that the BioAstin has something to do with it. In any event I'm not stopping the BioAstin. All my adult family is now taking BioAstin and many of my friends. It's a great product. *(Brandon Finberg, New York City)*

## **Testimonials from Around the World**

### **Energy/Exercise Recovery/Sun Protection**

When this new product came onto the New Zealand market I read all the research and marveled at the proclaimed health benefits. I tend to be somewhat cynical about health product claims and look for clinical trials and proven efficacy. When it comes to my personal adoption of any health product, I am a challenge to convert, always having to prove and experience first-hand the health benefits for myself; there is certainly no 'placebo effect' with me!

My lifestyle is hectic, as a national sales manager, frequently traveling throughout New Zealand and as a father of a 5 month old baby. My partner and I are fully committed to sporting and cultural participation so our life is always on the go. Prior to taking AstaZan® [Natural Astaxanthin] I had been taking a multivitamin/mineral and fish oil daily. I started taking AstaZan 6 weeks ago. Within the first week I noticed that my energy levels were improving. By the second week I noticed that my recovery from running 45 minutes 5 days a week was clearly evident. My previous sore joints, muscle and tendon tenderness after each run had all but dissipated for the first time in my life.

The other very noticeable benefit is that AstaZan appears to help prevent my skin from burning. With New Zealand's harsh sun with ozone damage I generally tend to burn quite quickly. Having taken AstaZan for 6 weeks I was out gardening in shorts and singlet from 10 AM through till 6:30 PM recently on a very hot sunny day. Normally I would be very badly sunburned being out this long in these conditions, no matter how much I plastered on sunblock. My partner and I were absolutely astonished to learn that I did not get sunburned at all! I attribute this totally to AstaZan.

So if you are looking for more energy, greater recovery after exercise and sun protection I personally recommend Lifestream's AstaZan. It works for me, and remember, I am the world's greatest health cynic! *(Chris Ward, Auckland, New Zealand)*

---

## Skin Improvement/Wrinkles/Energy

I would like to share good news with you because I have become healthy and can concentrate more on my work lately. This is because I found a perfect product called ‘BioAstin.’ It is the best healthy vitamin I have ever seen. After I took it for one week, I felt OK, but nothing happened to my body, but I didn’t stop—I took it every day. Three weeks later I felt that it was working, and I also felt that I got more energy every day without sleeping or exercising more. I found that by taking BioAstin once a day my wrinkles are getting fewer and disappearing. Nowadays, I get a lot of energy every day, and my skin gets more shining and more spotless, and my wrinkles are gone! It is an amazing product and I love it so much. Hurry to try it! (*Sophie Su Chen, Taipei, Taiwan*)

## Sun Allergy/Aches & Pains

I first saw the article about BioAstin in the Daily Mail newspaper way back in April of this year. I read about a lady who suffered, as I did, from not only allergy to the sun, but sensitivity to sun lotions and cream. I was dubious about the claims made about BioAstin but willing to try anything once, at least! For the first time in a very long time, I was able to be out in the sun without ending up with an urticaria rash (allergic reaction like nettle rash). I don’t sunbathe because of my allergy but even a few minutes walking a few steps in my garden would have been long enough to be badly affected, before taking BioAstin. I believe BioAstin has also reduced my aches and pains. (*Lady Joan G. Johnston, Inverness, Scotland*)

## Chiropractor—Athletic Performance/Lymphatic Drainage

I have used AstaZan for my athletic patients involved in all kinds of various sports to enhance performance as AstaZan increases one’s recovery rate, decreasing sore muscles, lactic acid build up and muscle strains that can lead to injury. I’d highly recommend AstaZan to any athlete that wants to reach the peak of their game.

I have also used AstaZan for patients with lymphatic drainage issues. It appears to help ease some of the pain associated with swelling the lymphatic vessels as well as helps to rid the fluid to some extent. In these individuals other supplements were given as well and the cause of fluid build up should always

be determined. Patients I have used AstaZan with include cancer patients who have had lymph tissue removed, fluid retentive patients, those that complain of premenstrual breast soreness and those whose ankles swell after periods of standing on one's feet. These are only a few conditions to consider the use of AstaZan with. *(Dr. Joy White, Doctor of Chiropractic, Rangiora, New Zealand)*

## **Joint Pain/Sunscreen**

I felt that I had to write to you to say how delighted I am with the BioAstin capsules. When I was only 38 years old, unfortunately I had to have a hysterectomy. Because of this I have had to have HRT implants. Since then I have suffered with severe joint pain, which got progressively worse over a period of time. My doctor just said that I would have to learn to live with it as it was most probably due to an early menopause. I tried various supplements that had been recommended to me, but they didn't seem to help at all. Before the operation, I loved being in the sun, but after my hysterectomy, I seemed to go through many changes, my skin being one of them. I found that I would burn in the sun and my skin would become irritated. When I saw BioAstin being featured on the 'This Morning' program, I thought that I would try it. I was delighted with the way it helped to protect me in the sun, but I was more delighted with how it has helped my aching joints. After taking it for a period of time, I noticed a dramatic difference in my joints; I am no longer in pain and also my joints feel more supple. It is wonderful, I no longer feel like an 'old woman.' *(Jeanne Higson, Lancaster, England)*

## **Energy**

I felt that I had to write to you, to let you know how pleased both my wife and I are with your product BioAstin. We purchased some a little while ago and already we are both feeling the benefits of it. Several years ago, my wife, who incidentally was a hospital nurse for 35 years, developed painful and debilitating arthritis in her left knee, this triggered off a bacterial infection and she became extremely ill. I was very concerned about her, as she was on loads of drugs to combat the effects of her illness. She was so ill that she had to give up nursing which upset her greatly.

Eventually, she was given a knee replacement and although this did help with the pain and helped to clear up the bacterial infection, after years of illness, it left my wife very tired and with very little or no energy. She found it difficult to



---

do most things that required any stamina, she had to have a nap most afternoons and was in bed by 10:00 PM most evenings.

However, after just a short period of taking the maximum dose [12 mg per day] of BioAstin, my wife has visibly more energy. She can do the housework and other tasks with no discomfort, she doesn't need to rest so often and has even planned day trips out, something she could not have even contemplated before. It is wonderful to see her so happy and positive again.

I have also felt the benefits of BioAstin, I have more energy and generally feel better all around. But, most importantly, it is wonderful to see my wife having more energy, as she did before her knee problems.

We are so grateful to you and will be recommending BioAstin to all our friends and family. (*Graham Davies, Grendon, North Atherstone, UK*)

## **Arthritis/Repetitive Stress Injury**

I would like to give your company a standing ovation for your AstaZan. Not only has it helped incredibly with my Repetitive Stress Injury [Carpal Tunnel Syndrome] but also seems to have given me greater mobility and relatively pain free arthritis. It works and so well. I have more energy and a wonderful feeling of serenity has come over me which I know is beyond the effects of any health product I have ever tried. The only draw back I have experienced is keeping myself with personal stock as I have shared with at least a dozen people who all have experienced the same types of wonderful benefits. If you do testimonials please include mine as I shall be forever grateful and a steady customer. Thank you so much. (*Robert Rizic, Inglewood, New Zealand*)

## **Cold Sores**

For twenty-five years I have suffered with horrendous cold sores on my lips, particularly when I have been in the sun. Even walking around on holiday to do some shopping, I had to protect myself with children's factor 50 sun cream. Every holiday was marred by these terrible cold sores unless I used a sunblock. Once I had them it ruined my holiday, and it could take weeks to clear up. This was very debilitating. On one occasion when they were at their worst, I was unable to eat properly for three days.

Since April I have been taking a BioAstin capsule every day and have not had any cold sores this summer. I am so relieved to have found something at

last that seems to prevent them. It is also wonderful not to burn in the sun any more, which is something that both my husband and I did before taking BioAstin. *(Coral Guise-Smith, Alicante, Spain)*

## **Gum Disease/Gingivitis**

I was given a recommendation for BioAstin by a friend for treating gum disease. Having used it for only 2 weeks, the progressive gingivitis stopped, and I have no irritation in my gums whatsoever. Fantastic! *(Tim Watson, Corsham, Wiltshire, United Kingdom)*

## **Carpal Tunnel Syndrome/Pain from Playing Guitar**

Before I started using BioAstin, I suffered a tremendous amount of pain every time I played guitar. I was in so much pain I sold all of my equipment, 3 very expensive guitars, 2 amps and a whole load of effect pedals. I thought I'd never be able to play guitar again as I discovered I had Carpal Tunnel Syndrome. I tried just about everything I knew of; not even my doctor could help, all he could do was mask the pain.

I took twice the stated dose of BioAstin (8 mg per day) and my pain disappeared within days. In fact one week later I could play guitar again! Now I've bought some brand new equipment and I'm playing even better than I used to.

Based on my experience I think BioAstin is brilliant. I would recommend it to anyone that has any kind of pain (like I had) to try this first. I cannot thank you enough. *(Clive Cable, Steepleton, Dorchester, England)*

## **Injury Recovery/Recovery from Exercise**

In March 2000, I was in a rear end vehicle collision which occurred at a highway speed of 55 mph. I experienced a severe whiplash injury as I was the driver of the rear ended vehicle – severe neck pain on the left side.

I went to physiotherapy over the next four years with some success but my injury always seemed to resurface. After a doctor's visit in the spring of 2004, my doctor gave me a referral for another round of physiotherapy to treat the motor vehicle accident injury. I said to myself that was enough and the search began for an alternative treatment.

Within six months of taking BioAstin, the muscle mass on the left side of

---

my neck was gone. My physiotherapist couldn't believe it. BioAstin has reduced the number of days of recovery after any significant amount of labor or exercise. It doesn't take three days to recover from one day of active living. It has allowed me to move forward in my life and finally put the motor vehicle accident injury behind me. Thank you! (*Nancy Yeo, Stratford, Prince Edward Island, Canada*)

## Eyesight/Clarity of Vision

My wife is a health nut and I'm anything but. So it was with some skepticism and more for her benefit that I started taking Lifestream AstaZan. I am quite badly short sighted (literally and metaphorically as it turns out) but wear glasses that quite adequately correct my vision. After taking one Lifestream AstaZan capsule a day for 10 days I noticed added clarity of vision and the ability to see more detail at longer distances. Any other health benefits Lifestream AstaZan can offer me are just a bonus as far as I'm concerned. (*Rohan Marx, Hamilton, New Zealand*)

## Slipped Disk

A slipped disc in my back turned my life upside down two years ago. The bad pain forced me to be off work for a longer period, with the result that I lost my job. Not until I began to take a dietary supplement containing a strong antioxidant was I able to get so much control of the pain that I now am able to live a fairly good life again.

I will never let go of this dietary supplement astaXantip® [Natural Astaxanthin] again. The remedy is an extract from algae which grows in Hawaii, and is known as a very strong antioxidant.

I got the dietary supplement recommended by a girlfriend who had positive experiences with it herself. In March last year I began to take it. I was willing to try everything because I was so ill from pain at that time. When the pain was at the worst I had to crawl round my home. Some times I took 16 painkillers each day.

Big was my surprise when I felt a distinct recovery after just five days with astaXantip. As it often happens, the first reaction was a worsening before I felt the positive effect. The first couple of days after I took the dietary supplement it felt like I had the flu, and I had to stay in bed for a couple of days.

For the first time in two years I had no pain when I got out of my bed again.

I expected the pain to return shortly after, but it has not happened. I have to take two gelcaps a day, one in the morning and one in the late afternoon. I have tried to reduce my dose to 1 gelcap, but the pain turns back within 10-12 hours, so it is not enough.

I have had a side effect from astaXantip, as my menstrual pain, which has plagued me for many years, has disappeared. I have also suffered a lot from sinusitis, and apparently the dietary supplement has removed that too. (*Anne Mette Madsen, Aabybro, Denmark*)

### Sunscreen/Energy

I am very pleased with the results I have had with using BioAstin. BioAstin has not only helped to protect me from the sun, I do not burn so badly as before and I seem to be much browner than usual, but I feel so much better generally. I am 65 years old and am a manual worker, so naturally at my age, I find this type of work very tiring some times. But now, I have loads more energy and do not find it quite so difficult, this has made such a big difference to me, especially with my type of work. I do not get so tired now and feel so much better, particularly in the mornings. I think that this is a great product and I will continue to take it all the time. (*Mr. A. Keyes, Wimbledon, London, England*)

### Sunscreen/Soreness after Exercise

Yesterday I was in the sun all day, I moved 7 plants in the garden, then got a trailer load of stones and re-laid the garden, then built a frame and put up a brush stick fence. I was occasionally wearing a shirt but most of the time I was just in shorts and work shoes. I have a little red tinge around my forearms and a tiny tinge on my neck but not even enough so you would notice. I am blown away. I was out for half the time earlier this year with a shirt on and got fried—burned and sore. This time no burn, no soreness and out in the sun working from 8 AM ‘til 9:40 PM and my skin feels amazing. I have been taking AstaZan for 3 weeks at 3 capsules per day and this is clearly what has protected me from the sun. I was sold before on its ‘work hard or exercise and feel no pain or soreness the next day’ effect but this is a whole other level and shows what an amazing product AstaZan really is. I am genuinely amazed. (*Jason Bennett, Auckland, New Zealand*)

---

## Stomach Problems/Aching Knees and Joints

I have suffered for many years with my stomach, I have an acid problem and have to take medication. To my dismay some weeks before my holiday, I developed some problems with my stomach. I had a constant feeling of being too full and ‘blown out’ all the time, and my stomach would swell up after I had eaten. This was extremely uncomfortable and I couldn’t even bear to wear any tight fitting clothing. I went to the doctors, but he suggested that I return after my holiday, as he didn’t want to give me any medication before my holiday in case it did not agree with me.

I bought some BioAstin after reading about it and thought that I would try some to stop me from sun burning when I went on holiday. I had also read that it can help with stomach problems, so hoped that it would perhaps alleviate my discomfort. To my delight it did, and by the time I had returned from my holiday, I had no discomfort at all and the problem has cleared up completely. I was so pleased not to have to return to the doctors for more medication.

I shall continue to take BioAstin, not only to protect me as an antioxidant, but to help with my aching knees and joints and of course to alleviate my stomach problems. (*John O’Grady, Watford, Herts, England*)

## Vitiligo [Skin Condition]

I first saw an item on the ‘Good Morning’ television program regarding BioAstin. A lady who was being interviewed stated that she had extremely sensitive skin and also said that she burned very quickly when she was out in the sun. After taking BioAstin, she was very impressed and found that she didn’t burn at all. I was so inspired that I decided to give BioAstin a try for myself, as I suffer from Vitiligo. (This is a skin condition which leaves areas of skin without any melanin—a substance which turns your skin brown when you go out in the sun. It is extremely difficult to go out in the sun with this condition because the white patches have no protection and are very sensitive and burn very easily.)

I have found BioAstin to be a superb product and have now been taking it since 2002 and have not burned once! Also, I have had the best tans ever since taking the capsules and will certainly continue to take this wonderful product. BioAstin has certainly changed my life considerably with regard to holidays and when the sun shines! I would recommend BioAstin to anyone who burns or who suffers like myself with Vitiligo. (*Stephanie Vail, Brentwood, Essex, UK*)

### **Tennis Elbow and Sunburn**

I have been using BioAstin in the UK for 4 years. I initially took it to help prevent sunburn on holiday and found it fantastic. At the time I was also suffering from ‘Tennis Elbow’ and gave no thought to the fact that BioAstin is good for joints. The improvement in my elbow has been dramatic so instead of taking from May to August to help protect the skin from the sun I now take it all year round as it deals with both conditions at once. (*Elizabeth Littler, Kidderminster, Worcestershire, UK*)

---

## References

- Akyon, Y. (2002). "Effects of antioxidants on the immune response of *Helicobacter pylori*." *Clinical Microbiology and Infection*. 8(7):438-41.
- Ames, B., Shigenaga, M. (1992). "Oxidants are a major contributor to aging." *Ann. N.Y. Acad. Sci.* 663:85-96.
- Ames, B., Shigenaga, M., Hagen, T. (1993). "Oxidants, antioxidants and the degenerative diseases of aging." *Proc. Natl. Acad. Sci.* 90(17):7915-7922.
- Anderson, M. (2004). "A preliminary investigation of the enzymatic inhibition of 5 $\alpha$ -reduction and growth of prostatic carcinoma cell line LNCap-FGC by natural astaxanthin and Saw Palmetto lipid extract in vitro." *Journal of Herbal Pharmacotherapy*. 5(1):17-26.
- Anderson, M. (2001). "Method of inhibiting 5 $\alpha$ -reductase with astaxanthin" United States Patent 6,277,417.
- Aoi, W., Naito, Y., Sakuma, K., Kuchide, M., Tokuda, H., Maoka, T., Toyokuni, S., Oka, S., Yasuhara, M., Yoshikawa, T. (2003). "Astaxanthin limits exercise-induced skeletal and cardiac muscle damage in mice." *Antioxidants & Redox Signaling*. 5(1):139-44.
- Aoi, W., Naito, Y., Takanami, Y., Ishii, T., Kawai, Y., Akagiri, S., Kato, Y., Osawa, T., Yoshikawa, T. (2008). "Astaxanthin improves muscle lipid metabolism in exercise via inhibitory effect of oxidative CPT I modification." *Biochemical and Biophysical Research Communications*. 366(4):892-7.
- Aquis, R., Wattanabe, T., Satoh, S., Kiron, V., Imaizumi, H., Yamazaki, T., Kawano, K. (2001). "Supplementation of paprika as a carotenoid source in soft-dry pellets for broodstock yellowtail." *Seriola quinqueradiata* (Temminck and Schlegel). *Aquaculture Research*. 32(1):263-272.
- Arakane, K. (2002). "Superior Skin Protection by Astaxanthin." *Carotenoid Research*. Volume 5, April 2002.
- Arakane, K. (2001). "Superior Skin Protection by Astaxanthin." Presentation at the 15th annual meeting on carotenoid research, September 2001, Toyama, Japan.
- Bagchi, D. (2001). "Oxygen Free Radical Scavenging Abilities of Vitamins C, E, B-Carotene, Pycnogenol, Grape Seed Proanthocyanidin Extract, Astaxanthin and BioAstin in Vitro." On file at Cyanotech Corporation.
- Baskin, C., Hinchcliff, K., DiSilvestro, R., Reinhart, G., Hayek, M., Chew, B., Burr, J., Swenson, R. (2000). "Effects of dietary antioxidant supplementation on oxidative damage and resistance to oxidative damage during prolonged exercise in sled dogs." *Am. J. Vet. Res.* 61(8):886-891.
- Bates, C., van Dam, C., Horrobin, D., Morse, N., Huang, Y., Manku, M. (1985). "Plasma essential fatty acids in pure and mixed race American Indians on and off a diet exceptionally rich in salmon." *Prostaglandins Leukot. Med.* 17, 77.
- Bennedson, M., Wang, X., Willen, R., Wadstrom, T., Andersen, L. (1999). "Treatment of *H. pylori* infected mice with antioxidant astaxanthin reduces gastric inflammation, bacterial load and modulates cytokine release by splenocytes." *Immunology Letters*. 70(3):185-9.
- Bertram, J. S. (1999). "Carotenoids and gene regulation", *Nutr. Rev.* 57, 182.
- Beutner, S., Bloedorn, B., Frixel, S., Blanco, I., Hoffmann, T., Martin, H., Mayer, B., Noack, P., Ruck, C., Schmidt, M., Schulke, I., Sell, S., Ernst, H., Haremsza, S., Seybold, G., Sies, H., Stahl, W., Walsh, R. (2000). "Quantitative assessment of antioxidant properties of natural colorants and phytochemicals: carotenoids, flavonoids, phenols and indigoids. The role of B-carotene in antioxidant functions." *Journal of the Science of Food and Agriculture*. 81:559-568.
- Black, H. (1998). "Radical interception by carotenoids and effects on UV carcinogenesis." *Nutrition*

- and Cancer. 31(3):212-7.
- Brunswick Laboratories. (2004). In-vitro testing. On file at Cyanotech Corporation.
- Capelli, B., Corish, R., Cysewski, G. (2008). "Consumer Survey of BioAstin Users." On file at Cyanotech Corporation.
- Carper, J. (2005). "Eat Smart." USA Weekend Magazine. August 7, 2005.
- Chan, KC., Mong, MC., Yin, MC. (2009). "Antioxidative and anti-inflammatory neuroprotective effects of astaxanthin and canthaxanthin in nerve growth factor differentiated PC12 cells." *Journal of Food Science*. 74(7):H225-31.
- Chang, CH., Chen, CY., Chiou, JY., Peng, RY., Peng, CH. (2010). "Astaxanthin secured apoptotic death of PC12 cells induced by beta-amyloid peptide 25-35:its molecular action targets." *Journal of Medicinal Food*. 13(3):548-56.
- Chew, BP., Mathison, BD., Hayek, MG., Massimino, S., Reinhart, GA., Park, JS. (2011). "Dietary astaxanthin enhances immune response in dogs." *Veterinary Immunology and Immunopathology*. 140(3-4):199-206.
- Chew, B., Park, J. (2006). US Patent Application #20060217445.
- Chew, B., Park, J. (2004). "Carotenoid action on the immune response." *The Journal of Nutrition*. 134(1):257S-261S.
- Chew, B., Park, J., Chyun, J., Mahoney, M., Line, L. (2003). "Astaxanthin Stimulates Immune Response in Humans in a Double Blind Study." Presented at the Supply Side West International Trade Show and Conference, October 1-3, 2003.
- Chew, B., Wong, M., Park, J., Wong, T. (1999). "Dietary beta-carotene and astaxanthin but not canthaxanthin stimulate splenocyte function in mice." *Anticancer Research*. 19(6B):5223-7.
- Chew, B., Park, J., Wong, M., Wong, T. (1999). "A comparison of the anticancer activities of dietary B-carotene, canthaxanthin and astaxanthin in mice in vivo." *Anticancer Research*. 19(3A):1849-53.
- Choi, SK., Park, YS., Choi, DK., Chang, HI. (2008). "Effects of astaxanthin on the production of NO and the expression of COX-2 and iNOS in LPS-stimulated BV2 microglial cells." *Journal of Microbiology and Biotechnology*. 18(12):1990-6.
- Christiansen, R., Lie, O., Torrissen, O. (1995). "Growth and survival of Atlantic salmon, *Salmo salar* L., fed different dietary levels of astaxanthin. First-feeding fry." *Aquaculture Nutrition*. 1:189-198.
- Christiansen, R., Glette, J., Lie, O., Torrissen, O., Waagbo, R. (1995). "Antioxidant status and immunity in Atlantic Salmon; *Almo salar* L., fed semi-purified diets with and without astaxanthin supplementation." *Journal of Fish Disease*. 18:317-328.
- Clegg, D., Reda, D., Harris, C., Klein, M., O'Dell, J., Hooper, M., Bradley, J., Bingham, C., Weisman, M., Jackson, C., Lane, N., Cush, J., Moreland, L., Schumaker, H., Oddis, C., Wolfe, F., Molitor, J., Yokum, D., Schnitzer, T., Furst, D., Sawitzke, A., Shi, H., Brandt, K., Moskowitz, R., Williams, H. (2006). "Glucosamine, Chondroitin Sulfate and the two in combination for painful knee osteoarthritis." *New England Journal of Medicine*. 354(8):795-808.
- Cole, G. (2005). Professor of Medicine and Neurology at UCLA, as reported to Anne Underwood, *Newsweek Magazine*, "Special Summer Issue," August 2005. Pg. 26-28.
- Comhaire, F., El Garem, Y., Mahmoud, A., Eertmans, F., Schoonjans, F. (2005). "Combined conventional/ antioxidant "Astaxanthin" treatment for male infertility: A double blind randomized trial." *Asian J. Andrology*. 7(3):257-262.
- Comhaire, F., Mahmoud, A. (2003). "The role of food supplements in the treatment of the infertile man." *Reproductive BioMedicine Online*. 7(4):385-391(7).
- Cort, A., Ozturk, N., Akpinar, D., Unal, M., Yucel, G., Ciftcioglu, A., Yargicoglu, P. Aslan, M. (2010). "Suppressive effect of astaxanthin on retinal injury induced by elevated intraocular pressure."



- 
- Regulatory Toxicology and Pharmacology. 58(1):121-30.
- Curek, G.D., Cort, A., Yucel, G., Demir, N., Ozturk, S., Elpek, G.O., Savas, B., Aslan, M. (2010). "Effect of astaxanthin on hepatocellular injury following ischemia/reperfusion." *Toxicology*. 267(1-3):147-53.
- Darachai, J., Piyatiratitivorakul, S., Menasveta, P. (1999). "Effect of Astaxanthin on Stress Resistance of *Penaeus monodon* Larvae." Proceedings of the 37th Kasetsart University Annual Conference, Bangkok, Thailand. Text & Journal Publication Co. Pg. 240-245.
- Darachai, J., Piyatiratitivorakul, S., Kittakoop, P., Nitithamyong, C., Menasveta, P. (1998). "Effects of Astaxanthin on Larval Growth and Survival of the Giant Tiger Prawn, *Penaeus monodon*." *Advances in shrimp biotechnology*. Pg 117-21.
- Davies, K. (1995). "Oxidative stress: the paradox of aerobic life." *Biochem. Soc. Symp.* 61, 1.
- Dekkers, J., van Doornen, L., Kemper, H. (1996). "The role of antioxidant vitamins and enzymes in the prevention of exercise-induced muscle damage." *Sports Med.* 21(3):213-238.
- Dore, J. (2003). "Astaxanthin and Cancer Chemoprevention." Published in "Phytopharmaceuticals in Cancer Chemoprevention." Edited by Debasis Bagchi and Harry Preuss. CRC Press. 2005. Pg 555-574.
- Dore, J. (2002). "BioAstin Safety Profile." Cyanotech Technical Bulletin Ax-072. On file at Cyanotech Corporation.
- Earnest, C.P., Lupo, M., White, K.M., Church, T.S. (2011). "Effect of Astaxanthin on Cycling Time Trial Performance." *International Journal of Sports Medicine*. [Epub ahead of print].
- Eastwood, M. A. (1999). "Interaction of dietary antioxidants in vivo: how fruit and vegetables prevent disease?" *Q. J. Med.* 92: 527.
- Esterbauer, H., Gebicki, J., Puhl, H., Jurgens, G. (1992). "The role of lipid peroxidation and antioxidants in oxidative modification of LDL." *Free Rad. Biol. Med.* 13:341-390.
- Fry, A. (2001). "Astaxanthin Clinical Trial for Delayed Onset Muscular Soreness." Human Performance Laboratories. The University of Memphis. Report 1, August 16, 2001.
- Fry, A., Schilling, B., Chiu, L., Hori, N., Weiss, L. (2004) "Astaxanthin Supplementation." Human Performance Laboratories. The University of Memphis. Report 2, May 2004.
- Garem, Y., Lignell, A., Comhaire, F. (2002). "Natural Astaxanthin Improves Semen Quality in Infertile Men." Unpublished study.
- Goldfarb, A. (1999). "Nutritional antioxidants as therapeutic and preventative modalities in exercise-induced muscle damage." *Can. J. Appl. Physiol.* 24(3):249-266.
- Gradelet, S., Le Bon, A., Berges, R., Suschetet, M., Astorg, P. (1998). "Dietary carotenoids inhibit aflatoxin B1-induced liver preneoplastic foci and DNA damage in the rat: role of the modulation of aflatoxin B1 metabolism." *Carcinogenesis*. 19(3):403-411.
- Gradelet, S., Astorg, P., Le Bon, A., Berges, R., Suschetet, M. (1997). "Modulation of aflatoxin B1 carcinogenicity, genotoxicity and metabolism in rat liver by dietary carotenoids: evidence for a protective effect of CYP1A inducers." *Cancer Lett.* 114(1-2):221-223.
- Grangaud, R. (1951). "Research on Astaxanthin, a New Vitamin A Factor." Doctoral Thesis at University of Lyon, France. Available on the United States Patent and Trademark Office website at [www.uspto.gov](http://www.uspto.gov).
- Gross, G., Lockwood, S. (2005). "Acute and chronic administration of disodium disuccinate astaxanthin (Cardax) produces marked cardioprotection in dog hearts." *Molecular and cellular biochemistry*. 272(1-2):221-7.
- Gross, G., Lockwood, S. (2004). "Cardioprotection and myocardial salvage by a disodium disuccinate astaxanthin derivative (Cardax™)." *Life Sci.* 75:215-24.
- Guerin, M., Huntley, M., Olaizola, M. (2002). "Haematococcus astaxanthin: health and nutrition ap-

- lications.” Presented at the 1st Congress of the International Society for Applied Phycology/9th International Congress on Applied Phycology, May 26-30, 2002, Almeria, Spain.
- Hansen, K., Tauson, A., Inborr, J. (2001). “Effect of supplementation with the antioxidant astaxanthin on reproduction, pre-weaning growth performance of kits and daily milk intake in mink.” *Journal of reproduction and fertility*. 57:331-4.
- Herisset, A., (1946). “Antioxidant properties of carotenoids and their derivatives.” *Weekly Report of the Academy of Sciences Meeting*. Volume 223, July – December 1946.
- Harman, D. (1981). “The aging process.” *Proc. Natl. Acad. Sci.* 78:7124-7128.
- Holick, C., Michaud, D., Stolzenberg-Soloman, R., Mayne, S., Pietinen, P., Taylor, P., Virtamo, J., Albanes, D. (2002). “Dietary carotenoids, serum beta carotene, and retinol and risk of lung cancer in the Alpha-Tocopherol, Beta Carotene cohort study.” *Am. J. Epidemiol.* 156, 536.
- Hussein, G., Nakagawa, T., Goto, H., Shimada, Y., Matsumoto, K., Sankawa, U., Watanabe, H. (2006). “Astaxanthin ameliorates features of metabolic syndrome in SHR/NDmcr-cp.” *Life Sciences*.
- Hussein, G., Nakamura, M., Zhao, Q., Iguchi, T., Goto, H., Sankawa, U., Watanabe, H. (2005a). “Anti-hypertensive and neuroprotective effects of astaxanthin in experimental animals.” *Biological and Pharmaceutical Bulletin*. 28(1):47-52.
- Hussein, G., Goto, H., Oda, S., Iguchi, T., Sankawa, U., Matsumoto, K., Watanabe, H. (2005b). “Antihypertensive potential and mechanism of action of astaxanthin: II. Vascular reactivity and hemorheology in spontaneously hypertensive rats.” *Biological and pharmaceutical bulletin*. 28(6):967-71.
- Ikeda, Y., Tsuhi, S., Satoh, A., Ishikura, M., Shirasawa, T., Shimizu, T. (2008). “Protective effects of astaxanthin on 6-hydroxydopamin-induced apoptosis in human neuroblastoma SH-SY5Y cells.” *Journal of neurochemistry*. 107(6):1730-40.
- Ikeuchi, M., Koyama, T., Takahashi, J., Yazawa, K. (2007). “Effects of astaxanthin in obese mice fed a high-fat diet.” *Bioscience, Biotechnology, and Biochemistry*. 71(4):893-9.
- Ikeuchi, M., Koyama, T., Takahashi, J., Yazawa, K. (2006). “Effects of astaxanthin supplementation on exercise-induced fatigue in mice.” *Biological and Pharmaceutical Bulletin*. 29(10):2106-10.
- Ilyasov, Y., Golovin, P. (2003). “The effect of NatuRose® on growth, survival and physiological state of two-year-old marketable sturgeons.” On file at Cyanotech Corporation.
- Iwamoto, T., Hosoda, K., Hirano, R., Kurata, H., Matsumoto, A., Miki, W., Kamiyama, M., Itakura, H., Yamamoto, S., Kondo, K. (2000). “Inhibition of low-density lipoprotein oxidation by astaxanthin.” *Journal of Atherosclerosis Thrombosis*. 7(4):216-22.
- Izumi-Nagai, K., Nagai, N., Ohgami, K., Satofuka, S., Ozawa, Y., Tsubota, K., Ohno, S., Oike, Y., Ishida, S. (2008). “Inhibition of choroidal neovascularization with an anti-inflammatory carotenoid astaxanthin.” *Invest. Ophthalmol. Vis. Sci.* 49(4):1679-85.
- Jyonouchi, H., Sun, S., Iijima, K., Gross, M. (2000). “Antitumor activity of astaxanthin and its mode of action.” *Nutrition and Cancer*. 36(1):59–65.
- Jyonouchi, H., Sun, S., Mizokami, M., Gross, M. (1996). “Effects of various carotenoids on cloned, effector-stage T-helper cell activity.” *Nutrition and Cancer*. 26(3):313-24.
- Jyonouchi, H., Sun, S., Gross, M. (1995). “Astaxanthin, a carotenoid without vitamin A activity, augments antibody responses in cultures including T-helper cell clones and suboptimal doses of antigen.” *J. Nutr.* 125(10):2483-2492.
- Jyonouchi, H., Sun, S., Gross, M. (1995). “Effect of carotenoids on in vitro immunoglobulin production by human peripheral blood mononuclear cells: astaxanthin, a carotenoid without vitamin A activity, enhances in vitro immunoglobulin production in response to a T-dependent stimulant and antigen.” *Nutrition and Cancer*. 23(2):171-183.
- Jyonouchi, H., Zhang, L., Gross, M., Tomita, Y. (1994). “Immunomodulating actions of carotenoids:

- enhancement of in vivo and in vitro antibody production to T-dependent antigens." *Nutrition and Cancer*. 21(1):47-58.
- Jyonouchi, H., Zhang, L., Tomita, Y. (1993). "Studies of immunomodulating actions of carotenoids. II. Astaxanthin enhances in vitro antibody production to T-dependent antigens without facilitating polyclonal B-cell activation." *Nutrition and Cancer*. 19(3):269-80.
- Jyonouchi, H., Hill, R., Tomita, Y., Good, R. (1991). "Studies of immunomodulating actions of carotenoids. I. Effects of beta-carotene and astaxanthin on murine lymphocyte functions and cell surface marker expression in in-vitro culture system." *Nutrition and Cancer*. 16(2):93-105.
- Kamath, BS., Srikanta, BM., Dharmesh, SM., Sarada, R., Ravishankar, GA. (2008). "Ulcer preventive and antioxidative properties of astaxanthin from *Haematococcus pluvialis*." *European Journal of Pharmacology*. 590(1-3):387-95.
- Kang, J., Kim, S., Kim, H. (2001). "Effect of astaxanthin on the hepatotoxicity, lipid peroxidation and antioxidative enzymes in the liver of CCl<sub>4</sub>-treated rats." *Methods and Findings in Experimental and Clinical Pharmacology*. 23(2):79-84.
- Karppi, J., Rissanen, TH., Nyyssönen, K., Kaikkonen, J., Olsson, AG., Voutilainen, S., Salonen, JT. (2007). "Effects of astaxanthin supplementation on lipid peroxidation." *International Journal for Vitamin Nutrition Research*. 77(1):3-11.
- Khan, SK., Malinski, T., Mason, RP., Kubant, R., Jacob, RF., Fujioka, K., Denstaedt, SJ., King, TJ., Jackson, HL., Hieber, AD., Lockwood, SF., Goodin, TH., Pashkow, FJ., Bodary, PF. (2010). "Novel astaxanthin prodrug (CDX-085) attenuates thrombosis in a mouse model." *Thrombosis Research*. 126(4):299-305.
- Kim, H., Park, J., Chew, B. (2001). "B-carotene and astaxanthin inhibit mammary tumor cell growth and induce apoptosis in mice in vitro." *FASEB J*. 15, A298.
- Kim, J., Kim, Y., Song, G., Park, J., Chang, H. (2005a). "Protective effect of astaxanthin on naproxen-induced gastric antral ulceration in rats." *European Journal of Pharmacology*. 514(1):53-9.
- Kim, J., Choi, S., Choi, S., Kim, H., Chang, H. (2005b). "Suppressive effect of astaxanthin isolated from the *Xanthophyllomyces dendrorhous* mutant on ethanol-induced gastric mucosal injury in rats." *Bioscience, Biotechnology, and Biochemistry*. 69(7):1300-5.
- Kim, JH., Nam, SW., Kim, BW., Choi, W., Lee, JH., Kim, WJ., Choi, YH. (2010). "Astaxanthin Improves Stem Cell Potency via an Increase in the Proliferation of Neural Progenitor Cells." *International Journal of Molecular Sciences*. 11(12):5109-19.
- Kim, JH., Choi, W., Lee, JH., Jeon, SJ., Choi, YH., Kim, BW., Chang, HI., Nam, SW. (2009). "Astaxanthin inhibits H<sub>2</sub>O<sub>2</sub>-mediated apoptotic cell death in mouse neural progenitor cells via modulation of P38 and MEK signaling pathways." *Journal of Microbiology and Biotechnology*. 19(11):1355-63.
- Kim, YI., Kim, YA., Yokozawa, T. (2009). "Protection against oxidative stress, inflammation, and apoptosis of high-glucose-exposed proximal tubular epithelial cells by astaxanthin." *Journal of Agriculture and Food Chemistry*. 57(19):8793-7.
- Kishimoto, Y., Tani, M., Uto-Kondo, H., Iizuka, M., Saita, E., Sone, H., Kurata, H., Kondo, K. (2010). "Astaxanthin suppresses scavenger receptor expression and matrix metalloproteinase activity in macrophages." *European Journal of Nutrition*. 49(2):119-26.
- Kozuki, Y., Miura, Y., Yagasaki, K. (2000). "Inhibitory effects of carotenoids on the invasion of rat ascites hepatoma cells in culture." *Cancer Lett*. 151, 111.
- Kudo, Y., Nakajima, R., Matsumoto, N. (2002). "Effects of astaxanthin on brain damages due to ischemia." *Carotenoid Science*. 5,25.
- Kurashige, M., Okimasu, M., Utsumi, K. (1990). "Inhibition of oxidative injury of biological membranes by astaxanthin." *Physiol. Chem. Phys. Med. NMR*. 22(1):27-38.

- Kurihara, H., Koda, H., Asami, S., Kiso, Y., Tanaka, T. (2002). "Contribution of the antioxidative property of astaxanthin to its protective effect on the promotion of cancer metastasis in mice treated with restraint stress." *Life Sciences*. 70(21):2509-20.
- Lauver, DA., Driscoll, EM., Lucchesi, BR. (2008). "Disodium disuccinate astaxanthin prevents carotid artery rethrombosis and ex vivo platelet activation." *Pharmacology*. 82(1):67-73.
- Lee, DH., Kim, CS., Lee, YJ. (2011). "Astaxanthin protects against MPTP/MPP+ -induced mitochondrial dysfunction and ROS production in vivo and in vitro." *Food and chemical toxicology*. 49(1):271-80.
- Lee, S., Bai, S., Lee, K., Namkoong, S., Na, H., Ha, K., Han, J., Yim, S., Chang, K., Kwon, Y., Lee, S., Kim, Y. (2003). "Astaxanthin Inhibits Nitric Oxide Production and Inflammatory Gene Expression by Suppressing I $\kappa$ B Kinase-dependent NF- $\kappa$ B Activation." *Molecules and Cells*. 16(1):97-105.
- Lee, S. et al. (1998). "Inhibition of sarcoma-180 cell-induced mouse ascites cancer by astaxanthin-containing egg yolks." *J. Kor. Soc. Food Sci. Nutr.* 27, 163.
- Lee, S. et al. (1997). "Inhibition of benzo(a)pyrene-induced mouse forestomach neoplasia by astaxanthin containing egg yolks." *Agric. Chem. Biotechnol.* 40, 490.
- Leite, MF, De Lima, A., Massuyama, MM., Otton, R. (2010a). "In vivo astaxanthin treatment partially prevents antioxidant alterations in dental pulp from alloxan-induced diabetic rats." *International Endodontic Journal*. 43(11):959-67.
- Leite, MF, Lima, AM., Massuyama, MM., Otton, R. (2010b). "Astaxanthin restores the enzymatic antioxidant profile in salivary gland of alloxan-induced diabetic rats." *Archives of Oral Biology*. 55(7):479-85.
- Levy, J. et al. (2002). "Lycopene and astaxanthin inhibit human prostate cancer cell proliferation induced by androgens." Presented at 13th Int. Carotenoid Symp., Honolulu, January 6-11, 2002.
- Li, W., Hellsten, A., Jacobsson, L., Blomqvist, H., Olsson, A., Yuan, X. (2004). "Alpha-tocopherol and astaxanthin decrease macrophage infiltration, apoptosis and vulnerability in atheroma of hyperlipidaemic rabbits." *Journal of molecular and cellular cardiology*. 37(5):969-78.
- Liao, JH., Chen, CS., Maher, TJ., Liu, CY., Lin, MH., Wu, SH. (2009). "Astaxanthin interacts with selenite and attenuates selenite-induced cataractogenesis." *Chemical Research in Toxicology*. 22(3):518-25.
- Lignell, A. (2001). "Medicament for improvement of duration of muscle function or treatment of muscle disorders or diseases." U.S. Patent #6245818.
- Lignell, A., Inboor, J. (2000). "Agent for increasing the production of/in breeding and production mammals." U.S. Patent #6054491.
- Lignell, A., Nicolin, C., Larsson Lars-Hak. (1998). "Method for increasing the production of/in breeding and production animals in the poultry industry." U.S. Patent #5744502.
- Liu, X., Shibata, T., Hisaka, S., Osawa, T. (2009). "Astaxanthin inhibits reactive oxygen species-mediated cellular toxicity in dopaminergic SH-SY5Y cells via mitochondria-targeted protective mechanism." *Brain Research*. 1254:18-27.
- Lorenz, T. (2002). "Clinical Trial Indicates Sun Protection from BioAstin Supplement." Cyano-tech Technical Bulletin based on Independent Consumer Testing Company clinical trial (unpublished). On file at Cyanotech Corporation.
- Lu, YP., Liu, SY., Sun, H., Wu, XM., Li, JJ., Zhu, L. (2010). "Neuroprotective effect of astaxanthin on H<sub>2</sub>O<sub>2</sub>-induced neurotoxicity in vitro and on focal cerebral ischemia in vivo." *Brain Research*. 1360:40-8.
- Luzzano, U., Scolari, M., Grispan, M., Papi, L., Dore, J. (2003). "Haematococcus pluvialis algae meal as a natural source of astaxanthin for rainbow trout (*Oncorhynchus mykiss*) pigmentation."

- Presented at the Acquacultura International trade show for aquaculture. Verona, Italy, October 15-17, 2003.
- Lyons, N., O'Brien, N. (2002). "Modulatory effects of an algal extract containing astaxanthin on UVA-irradiated cells in culture." *Journal of Dermatological Science*. 30(1):73-84.
- Maher, T. (2000). "Astaxanthin." Continuing Education Module, New Hope Institute of Retailing, Boulder, Colorado, "Natural Healing Track." In association with the Massachusetts College of Pharmacy and Health Sciences. August 2000.
- Mahmoud, F., Haines, D., Abul, H., Abal, A., Onadeko, B., Wise, J. (2004). "In vitro effects of astaxanthin combined with ginkgolide B on T lymphocyte activation in peripheral blood mononuclear cells from asthmatic subjects." *J Pharmacol Sci*. 94(2):129-36.
- Malila, N., Virtanen, M., Virtamo, J., Albanes, D., Pukkala, E. (2006). "Cancer incidence in a cohort of Finnish male smokers." *Eur. J. Cancer Prev*. 2006(15):103-107.
- Malmsten, C., Lignell, A. (2008). "Dietary Supplementation with Astaxanthin-Rich Algal Meal Improves Strength Endurance- A Double Blind Placebo Controlled Study on Male Students." *Carotenoid Science*, 2008.
- Malmsten, C. (1998). "Dietary Supplementation with Astaxanthin-rich Algal Meal Improves Muscle Endurance-A Double Blind Study on Male Students." Karolinska Institute, Gustavsberg, Sweden.
- Manabe, E., Handa, O., Naito, Y., Mizushima, K., Akagiri, S., Adachi, S., Takagi, T., Kokura, S., Maoka, T., Yoshikawa, T. (2008). "Astaxanthin protects mesangial cells from hyperglycemia-induced oxidative signaling." *Journal of Cellular Biochemistry*. 103(6):1925-37.
- Marin, DP., Bolin, AP., Macedo, Rde C., Sampaio, SC., Otton, R. (2011). "ROS production in neutrophils from alloxan-induced diabetic rats treated in vivo with astaxanthin." *International Immunopharmacology*. 11(1):103-9.
- Martin, H., Jager, C., Ruck, C., Schimdt, M. (1999). "Anti- and Prooxidant Properties of Carotenoids." *J. Prakt. Chem*. 341(3):302-308.
- Mason, P., Walter, M., McNulty, H., Lockwood, S., Byun, J., Day, C., Jacob, R. (2006). "Rofecoxib Increases Susceptibility of Human LDL and Membrane Lipids to Oxidative Damage: A Mechanism of Cardiotoxicity." *Journal of Cardiovascular Pharmacology*. 47(1):S7-S14.
- Massonet, R. (1958). "Research on Astaxanthin's Biochemistry." Doctoral Thesis at University of Lyon, France. Available on the United States Patent and Trademark Office website at [www.uspto.gov](http://www.uspto.gov).
- Mattei, R., Polotow, TG., Vardaris, CV., Guerra, BA., Leite, JR., Otton, R., Barros, MP. (2011). "Astaxanthin limits fish oil-related oxidative insult in the anterior forebrain of Wistar rats: putative anxiolytic effects?" *Pharmacology, Biochemistry, and Behavior*. 99(3):349-55.
- McNulty, H., Jacob, RF., Mason, RP., (2008). "Biologic activity of carotenoids related to distinct membrane physicochemical interaction." *The American Journal of Cardiology*. 101(10A):20D-29D.
- Mera Pharmaceuticals, Inc. (2006). Press Release, March 14, 2006.
- Mercke Odeberg, J., Lignell, A., Petterson, A., Hoglund, P. (2003). "Oral bioavailability of the antioxidant astaxanthin in humans is enhanced by incorporation of lipid based formulas." *European Journal of Pharmaceutical Sciences*. 19(4):299-304.
- Miyawaki, H., Takahashi, J., Tsukahara, H., Takehara, I. (2008). "Effects of astaxanthin on human blood rheology." *Journal of Clinical Biochemistry Nutrition*. 43(2):9-74.
- Miyawaki, H. (2005). "Effects of astaxanthin on human blood rheology." *Journal of Clinical Therapeutics & Medicines*. 21(4):421-429.
- Monro-Ruiz, J., Sevilla, MA., Carron, R., Montero, MJ. (2011). "Astaxanthin-enriched-diet reduces blood pressure and improves cardiovascular parameters in spontaneously hypertensive rats." *Pharmacological Research*. 63(1):44-50.

- Moorhead, K., Capelli, B., Cysewski, G. (2006). "Spirulina: Nature's Superfood." ISBN #0-9637511-3-1.
- Mori, H., Tanaka, T., Sugie, S., Yoshimi, N., Kawamori, T., Hirose, Y., Ohnishi, M. (1997). "Chemoprevention by naturally occurring and synthetic agents in oral, liver, and large bowel carcinogenesis." *Journal of Cellular Biochemistry*. 27:35-41.
- Murakami, C., Takemura, M., Sugiyama, Y., Kamisuki, S., Asahara, H., Kawasaki, M., Ishidoh, T., Linn, S., Yoshida, S., Sugawara, F., Yoshida, H., Sakaguchi, K., Mizushima, Y. (2002). "Vitamin A-related compounds, all-trans retinal and retinoic acids, selectively inhibit activities of mammalian replicative DNA polymerases." *Biochim. Biophys. Acta*. 1574, 85.
- Murillo, E. (1992). "Hypercholesterolemic effect of canthaxanthin and astaxanthin in rats." *Latin American Archives of Nutrition*. 42(4):409-13.
- Nagaki, et al. (2006). "The supplementation effect of astaxanthin on accommodation and asthenopia." *Journal of Clinical Therapeutics & Medicines*. 22(1):41-54.
- Nagaki, Y., Hayasaka, S., Yamada, T., Hayasaka, Y., Sanada, M., Uonomi, T. (2002). "Effects of Astaxanthin on accommodation, critical flicker fusion, and pattern visual evoked potential in visual display terminal workers." *Journal of Traditional Medicines*. 19(5):170-173.
- Nagendrabrabhu, P., Sudhandiran, G. (2011). "Astaxanthin inhibits tumor invasion by decreasing extracellular matrix production and induces apoptosis in experimental rat colon carcinogenesis by modulating the expressions of ERK-2, NFkB and COX-2." *Investigational New Drugs*. 29(2):207-24.
- Naito, Y., Uchiyama, K., Mizushima, K., Kuroda, M., Akagiri, S., Takagi, T., Handa, O., Kokura, S., Yoshida, N., Ichikawa, H., Takahashi, J., Yoshikawa, T. (2006). "Microarray profiling of gene expression patterns in glomerular cells of astaxanthin-treated diabetic mice: a nutrigenomic approach." *International Journal of Molecular Medicine*. 18(4):685-95.
- Naito, Y., Uchiyama, K., Aoi, W., Hasegawa, G., Nakamura, N., Yoshida, N., Maoka, T., Takahashi, J., Yoshikawa, T. (2004). "Prevention of diabetic nephropathy by treatment with astaxanthin in diabetic db/db mice." *BioFactors*. 20(1):49-59.
- Nakagawa, K., Kiko, T., Miyazawa, T., Carpennero Burdeos, G., Kimura, F., Satoh, A. (2011). "Antioxidant effect of astaxanthin on phospholipid peroxidation in human erythrocytes." *The British Journal of Nutrition*. 105(11):1563-71.
- Nakajima, Y., Inokuchi, Y., Shimazawa, M., Otsubo, K., Ishibashi, T., Hara, H. (2008). "Astaxanthin, a dietary carotenoid, protects retinal cells against oxidative stress in-vitro and in mice in-vivo." *The Journal of Pharmacy and Pharmacology*. 60(10):1365-74.
- Nakamura, et al. (2004). "Changes in Visual Function Following Peroral Astaxanthin." *Japanese Journal of Clinical Ophthalmology*. 58(6):1051-1054.
- Nakao, R., Nelson, OL., Park, JS., Mathison, BD., Thompson, PA., Chew, BP. (2010). "Effect of astaxanthin supplementation on inflammation and cardiac function in BALB/c mice." *Anticancer Research*. 30(7):2721-5.
- Nir, Y., Spiller, G. (2002a). "BioAstin, a natural astaxanthin from microalgae, helps relieve pain and improves performance in patients with carpal tunnel syndrome (CTS)." *Journal of the American College of Nutrition*. 21(5):Oct, 2002.
- Nir, Y., Spiller, G. (2002b). "BioAstin helps relieve pain and improves performance in patients with rheumatoid arthritis." *Journal of the American College of Nutrition*. 21(5):Oct, 2002.
- Nishida, Y., Yamashita, E., Miki, W. (2007). "Comparison of Astaxanthin's Singlet Oxygen Quenching Activity with Common Fat and Water Soluble Antioxidants." *Chart*
- Nishikawa, Y., Minenaka, Y., Ichimura, M., Tatsumi, K., Nadamoto, T., Urabe, K. (2005). "Effects of astaxanthin and vitamin C on the prevention of gastric ulcerations in stressed rats." *Journal of*

- nutritional science and vitaminology, 51(3):135-41.
- Nishino, et al, (1999). "Cancer prevention by carotenoids." *Pure & Appl. Chem.* 71, 2273.
- Nishioka, Y., Oyagi, A., Tsuruma, K., Shimazawa, M., Ishibashi, T., Hara, H. (2011). "The antianxiety-like effect of astaxanthin extracted from *Paracoccus carotinifaciens*." *Biofactors*. 37(1):25-30.
- Nitta, T., Ogami, K., Shiratori, K. (2005). "The effects of Astaxanthin on Accommodation and Asthenopia—Dose Finding Study in Healthy Volunteers." *Clinical Medicine*. 21(5):543-556.
- O'Connor I., O'Brien, N. (1998). "Modulation of UVA light-induced oxidative stress by beta carotene, lutein and astaxanthin in cultured fibroblasts." *Journal of . Dermatological Science*. 16(3):226-230.
- Ohgami, K., Shiratori, K., Kotake, S., Nishida, T., Mizuki, N., Yazawa, K., Ohno, S. (2003). "Effects of astaxanthin on lipopolysaccharide-induced inflammation in vitro and in vivo." *Investigative Ophthalmology and Visual Science*. 44(6):2694-701.
- Okai, Y., Higashi-Okai, K. (1996). "Possible immunomodulating activities of carotenoids in in-vitro cell culture experiments." *International Journal of Immunopharmacology*. 18(12):753-8.
- Onogi, N., Okuno, M., Matsushima-Nishiwaki, R., Fukutomi, Y., Moriwaki, H., Muto, Y., Kojima, S. (1998). "Antiproliferative effect of carotenoids on human colon cancer cells without conversion to retinoic acid." *Nutr. Cancer*. 32, 20.
- Oryza Oil & Fat Chemical Company. (2006). "Natural Antioxidant for Neuro-protection, Vision Enhancement & Skin Rejuvenation." September 7, 2006.
- Osterlie, M., Bjerkeng, B., Liaaen-Jensen, S. (2000). "Plasma appearance and distribution of astaxanthin E/Z and R/S isomers in plasma lipoproteins of men after single dose administration of astaxanthin." *Journal of Nutrition and Biochemistry*. 11(10):482-90.
- Otton, R., Marin, DP., Bolin, AP., Santos, Rde C., Polotow, TG., Sampaio, SC., de Barros, MP. (2010). "Astaxanthin ameliorates the redox imbalance in lymphocytes of experimental diabetic rats." *Chemico-biological Interactions*. 186(3):306-15.
- Park, JS., Mathison, BD., Hayek, MG., Massimino, S., Reinhart, GA., Chew, BP. (2011). "Astaxanthin stimulates cell-mediated and humoral immune responses in cats." *Veterinary Immunology and Immunopathology*. [Epub ahead of print]
- Pashkow, FJ., Watumull, DG., Campbell, CL. (2008). "Astaxanthin: a novel potential treatment for oxidative stress and inflammation in cardiovascular disease." *The American Journal of Cardiology*. 101(10A):58D-68D.
- Palozza, P., Torelli, C., Boninsegna, A., Simone, R., Catalano, A., Mele, MC., Picci, N. (2009). "Growth-inhibitory effects of the astaxanthin-rich alga *Haematococcus pluvialis* in human colon cancer cells." *Cancer Letters*. 283(1):108-17.
- Perricone, N. (2006). "The Perricone Weight-Loss Diet." Pg 98-99. ISBN #0-345-48593-9.
- Perry, S. (2006). "Keeping Inflammation at Bay." *Today's Health and Wellness Magazine*. August, 2006. Pg 54-56.
- Potter, J. D. (1997). "Cancer prevention: epidemiology and experiment." *Cancer Lett.* 114, 7.
- Preuss, HG., Echard, B., Yamashita, E., Perricone, NV. (2011). "High dose astaxanthin lowers blood pressure and increases insulin sensitivity in rats: are these effects interdependent?" *International Journal of Medical Sciences*. 8(2):126-38.
- Rauscher, R., Edenharder, R., Platt, K. (1998) "In vitro antimutagenic and in vivo anticlastogenic effects of carotenoids and solvent extracts from fruits and vegetables rich in carotenoids." *Mutat. Res.* 413, 129.
- Rock, C. L. (2003). "Carotenoid update." *J. Am. Diet. Assoc.* 103, 423.
- Rousseau, E., Davison, A., Dunn, B. (1992). "Protection by beta carotene and related compounds against oxygen-mediated cytotoxicity and genotoxicity: implications for carcinogenesis and anti-



- carcinogenesis." *Free Radical Biology & Medicine*. 13(4):407-33.
- Saki, S., Sugawara, T., Matsubara, K., Hirata, T. (2009). "Inhibitory effect of carotenoids on the degranulation of mast cells via suppression of antigen-induced aggregation of high affinity IgE receptors." *The Journal of Biological Chemistry*. 284(41):28172-9.
- Satoh, A., Tsuji, S., Okada, Y., Murakami, N., Urami, M., Nakagawa, K., Ishikura, M., Katagiri, M., Koga, Y., Shirasawa, T. (2009). "Preliminary Clinical Evaluation of Toxicity and Efficacy of A New Astaxanthin-rich *Haematococcus pluvialis* Extract." *Journal of Clinical Biochemistry and Nutrition*. 44(3):280-4.
- Savoure, N., Briand, G., Amory-Touz, M., Combre, A., Maudet, M. (1995). "Vitamin A status and metabolism of cutaneous polyamines in the hairless mouse after UV irradiation: action of beta-carotene and astaxanthin." *International Journal for Vitamin and Nutrition Research*. 65(2):79-86.
- Sawaki, K., Yoshigi, H., Aoki, K., Koikawa, N., Azumane, A., Kaneko, K., Yamaguchi, M. (2002). "Sports Performance Benefits from Taking Natural Astaxanthin Characterized by Visual Acuity and Muscle Fatigue Improvements in Humans." *Journal of Clinical Therapeutics & Medicines*. 18(9):73-88.
- Sears, B. (2005). "Silent Inflammation." *Nutraceuticals World Magazine*. May, 2005. Pg 38-45.
- Setnikar, I., Senin, P., Rovati, L. (2005). "Antiatherosclerotic efficacy of policosanol, red yeast rice extract and astaxanthin in the rabbit." *Arzneimittelforschung*. 55(6):312-7.
- Shen, H., Kuo, CC., Chou, J., Dolve, A., Jackson, SN., Post, J., Woods, AS., Hoffer, BJ., Wang, Y., Harvey, BK. (2009). "Astaxanthin reduces ischemic brain injury in adult rats." *The FASEB Journal*. 23(6):1958-68.
- Shimidzu, N., Goto, M., Miki, W. (1996). "Carotenoids as singlet oxygen quenchers in marine organisms." *Fisheries Science*. 62(1):134-137.
- Shiratori, K., Ogami, K., Nitta, T. (2005). "The effects of Astaxanthin on Accommodation and Asthenopia—Efficacy Identification Study in Healthy Volunteers." *Clinical Medicine*. 21(6):637-650.
- Singh, G. (1998). "Recent considerations in nonsteroidal anti-inflammatory drug gastropathy." *Am J Med*. 105(1B):315-85.
- Song, XD., Zhang, JJ., Wang, MR., Liu, WB., Gu, XB., Lv, CJ. (2011). "Astaxanthin induces mitochondria-mediated apoptosis in rat hepatocellular carcinoma CBRH-7919 cells." *Biological and Pharmaceutical Bulletin*. 34(6):839-44.
- Spiller, G., Dewell, A., Chaves, S., Rakidzich, Z. (2006a). "Effect of daily use of natural astaxanthin on C-reactive protein." On file at Cyanotech Corporation.
- Spiller, G., Dewell, A., Chaves, S., Rakadzich, Z. (2006b). "Effect of daily use of natural astaxanthin on symptoms associated with Tennis Elbow (lateral humeral epicondylitis). On file at Cyanotech Corporation.
- Sun, Z., Liu, J., Zeng, X., Huangfu, J., Jiang, Y., Wang, M., Chen, F. (2011). "Protective actions of microalgae against endogenous and exogenous advanced glycation endproducts (AGEs) in human retinal pigment epithelial cells." *Food & Function*. 2(5):251-8.
- Sun, S. et al. (1998). "Anti-tumor activity of astaxanthin on Meth-A tumor cells and its mode of action." *FASEB J*. 12, A966.
- Suzuki, Y., Ohgami, K., Shiratori, K., Jin, X., Ilieva, I., Koyama, Y., Yazawa, K., Yoshida, K., Kase, S., Ohno, S. (2006). "Suppressive effects of astaxanthin against rat endotoxin-induced uveitis by inhibiting the NF-kappaB signaling pathway." *Experimental Eye Research*. 82(2):275-81.
- Takahashi, J., Kajita. (2005). "Effects of astaxanthin on accommodative recovery." *Journal of Clinical Therapeutics & Medicines*. 21(4):431-436.
- Tanaka, T., Kawamori, T., Ohnishi, M., Makita, H., Mori, H., Satoh, K., Hara, A. (1995a). "Suppression of azomethane-induced rat colon carcinogenesis by dietary administration of naturally occurring



- xanthophylls astaxanthin and canthaxanthin during the postinitiation phase." *Carcinogenesis*. 16(12):2957-63.
- Tanaka, T., Makita, H., Ohnishi, M., Mori, H., Satoh, K., Hara, A. (1995b). "Chemoprevention of rat oral carcinogenesis by naturally occurring xanthophylls, astaxanthin and canthaxanthin." *Cancer Research*. 55(18):4059-64.
- Tanaka, T., Morishita, Y., Suzui, M., Kojima, T., Okumura, A., Mori, H. (1994). "Chemoprevention of mouse urinary bladder carcinogenesis by the naturally occurring carotenoids astaxanthin." *Carcinogenesis*. 15(1):15-19.
- Thibodeau, A., Lauzier, E. (2003). "Dietary/Nutritional Supplements: The New Ally to Topical Cosmetic Formulations." *Cosmetics & Toiletries Magazine*, January 2003. 118(1):57-64.
- Tomita, Y., Jyonouchi, H., Engelman, R., Day, N., Good, R. (1993). "Preventive action of carotenoids on the development of lymphadenopathy and proteinuria in MRL-lpr/lpr mice." *Autoimmunity*. 16(2):95-102.
- Trimeks Company Study (2003). On file at Cyanotech Corporation.
- Turujman, S., Wamer, W., Wei, R., Albert, R. (1997). "Rapid liquid chromatographic method to distinguish wild salmon from aquacultured salmon fed synthetic astaxanthin." *J. AOAC Int.* 80:622-632.
- Uchiyama, K., Naito, Y., Hasegawa, G., Nakamura, N., Takahashi, J., Yoshikawa, T. (2002). "Astaxanthin protects b-cells against glucose toxicity in diabetic db/db mice." *Redox Report*. 7(5):290-3.
- Underwood, A. (2005). "Quieting a Body's Defenses." *Newsweek Magazine*, "Special Summer Issue," August 2005. Pg. 26-28.
- Waagbo, R., Hamre, K., Bjerkas, E., Berge, R., Wathne, E., Lie, O., Torstensen, B. (2003). "Cataract formation in Atlantic salmon, *Salmo salar* L., smolt relative to dietary pro- and antioxidants and lipid level." *Journal of Fish Diseases*. 26(4):213-29.
- Wakshlag, JJ., Balkman, CA., Morgan, SK., McEntee, MC. (2010). "Evaluation of the protective effects of all-trans-astaxanthin on canine osteosarcoma cell lines." *American Journal of Veterinary Research*. 71(1):89-96.
- Wang, HQ., Sun, XB., Xu, YX., Zhao, H., Zhu, QY., Zhu, CQ. (2010). "Astaxanthin upregulates heme oxygenase-1 expression through ERK1/2 pathway and its protective effect against beta-amyloid-induced cytotoxicity in SH-SY5Y cells." *Brain Research*. 1360:159-67.
- Wang, X., Willen, R., Wadstrom, T. (2000). "Astaxanthin-rich algal meal and vitamin C inhibit *Helicobacter pylori* infection in BALB/cA mice." *Antimicrobial Agents and Chemotherapy*. 44(9):2452-7.
- Wargovich, M. J. (1997). "Experimental evidence for cancer preventive elements in food." *Cancer Lett.* 114, 11.
- Watanabe, T., Vassallo-Auis, R. (2003). "Broodstock nutrition research on marine finfish in Japan." *Aquaculture*. 227(1-4):35-61.
- Witt, E., Reznick, C., Viguie, P., Starke-Reed, P., Packer, L. (1992). "Exercise, oxidative damage and effects on antioxidant manipulation." *J. Nutr.* 122:766-773.
- Wolfe, M., Lichtenstein, D., Singh, G. (1999). "Gastrointestinal toxicity on nonsteroidal anti-inflammatory drugs." *N Engl J Med*. 340(24):1888-89.
- Wu, T., Liao, J., Hou, W., Huang, F., Maher, T., Hu, C. (2006). "Astaxanthin protects against oxidative stress and calcium-induced porcine lens protein degradation." *Journal Agriculture Food Chemistry*. 54, 6:2418-23.
- Wu, T, et al. (2002). "An astaxanthin-containing algal extract attenuates selenite-induced nuclear cataract formation in rat pups." *Experimental Biology*, 2002.
- Yamashita, E. (2006). "The Effects of a Dietary Supplement Containing Astaxanthin on Skin Condi-

- tion." Carotenoid Science, 2006.
- Yamashita, E. (2002). "Cosmetic Benefit of Dietary Supplements Containing Astaxanthin and Tocotrienol on Human Skin." *Food Style*. 21 6(6):112-17.
- Yanai, H., Ito, K., Yoshida, H., Tada, N. (2008). "Antihypertensive effects of astaxanthin." *Integrated Blood Pressure Control*. 1:1-3.
- Yang, Q., Zhang, Z., Zhu, X., Ruan, H., Fu, Y. (2009). "Therapeutic effect of astaxanthin on acetic acid-induced gastric ulcer in rats." *Yao Xue Xue Bao*. 44(5):558-60.
- Yang, Z. et al. (1997). "Protective effect of astaxanthin on the promotion of cancer metastases in mice treated with restraint-stress." *J. Jpn. Soc. Nutr. Food Sci*. 50, 423.
- Yasunori, N., et al. (2005). "The effect of astaxanthin on retinal capillary blood flow in normal volunteers." *J. Clin. Ther. Med*. 21(5):537-542.
- Yasui, Y., Hosokawa, M., Mikami, N., Miyashita, K., Tanaka, T. (2011). "Dietary astaxanthin inhibits colitis and colitis-associated colon carcinogenesis in mice via modulation of the inflammatory cytokines." *Chemico-Biological Interactions*. 193(1):79-87.
- Yazaki, K., Yoshikoshi, C., Oshiro, S., Yanase, S. (2011). "Supplemental Cellular Protection by a Carotenoid Extends Lifespan via Ins/IGF-1 Signaling in *Caenorhabditis elegans*." *Oxidative Medicine and Cellular Longevity*. 2011:596240.
- Yoshida, H., Yanai, H., Ito, K., Tomono, Y., Koikeda, T., Tsukahara, H., Tada, N. (2010). "Administration of natural astaxanthin increases serum HDL-cholesterol and adiponectin in subjects with mild hyperlipidemia." *Atherosclerosis*. 209(2):520-3.
- Zhang, X., Pan, L., Wei, X., Gao, H., Liu, J. (2007). "Impact of astaxanthin-enriched algal powder of *Haematococcus pluvialis* on memory improvement in BALB/c mice." *Environmental Geochemistry and Health*. 29(6):483-9.
- Zhang, S. et al. (1999). "Dietary carotenoids and vitamins A, C, and E and risk of breast cancer." *J. Natl. Cancer Inst*. 91, 547.
- Zhao, Z., Cai, W., Lin, YL., Lin, ZF., Jiang, Q., Lin, Z., Chen, LL. (2011). "Ameliorative effect of astaxanthin on endothelial dysfunction in streptozotocin-induced diabetes in male rats." *Arz-mittelforschung*. 61(4):239-46.

---

## Order Form

Additional copies of this book may be ordered at a discount directly from the Publisher, Cyanotech Corporation. Our goal is to let as many people as possible in on the World's Best Kept Health Secret, so we heavily discount this book when purchased in quantity.

Please contact us by e-mail at [info@cyanotech.com](mailto:info@cyanotech.com) or by telephone at 800.395.1353 or 808.326.1353. Also, you can mail this form along with payment (please make checks payable to Cyanotech) to:

Cyanotech Corporation  
73-4460 Queen Kaahumanu Hwy, Suite 102  
Kailua-Kona, HI 96740 USA

Pricing is based on the volume of books purchased (Shipping charges included):

1 copy .....	\$9.95
2 – 5 copies .....	\$6.95
6 – 10 copies .....	\$5.95
11 – 20 copies .....	\$5.49
21 – 30 copies .....	\$4.95
31 – 40 copies .....	\$4.49
41 – 59 copies .....	\$3.95
60 – 100 copies .....	\$3.49
More than 100 copies .....	Please contact us for pricing

Name: \_\_\_\_\_

Address: \_\_\_\_\_

City: \_\_\_\_\_ State: \_\_\_\_\_ Zip Code: \_\_\_\_\_

Country: \_\_\_\_\_ Telephone#: (\_\_\_\_) \_\_\_\_\_

Number of books: \_\_\_\_\_ Price per copy: \_\_\_\_\_ Total: \_\_\_\_\_

---

## Notes

---

## ABOUT THE AUTHORS



**Bob Capelli** has dedicated most of his professional career to natural healing and herbology. After graduating from Rutgers University with a degree in Economics and English Literature, Bob spent four years traveling and working in developing countries in Asia and Latin America. It was during his travels that Bob developed an interest in and a deep respect for the medicinal power of plants. Upon returning to the United States, Bob started his career in the natural supplement and herb industry, where he has remained for the last twenty-three years.

Bob realized his dream job ten years ago when he joined Cyanotech Corporation, allowing him to work with the world's premier producer of beneficial food supplements from microalgae. Bob considers himself a living testimonial to the health benefits of Natural Astaxanthin and Spirulina—since beginning to take them on a daily basis over ten years ago:

- He has never had a cold or flu or missed a day of work
- He plays basketball every week like he has for over twenty years, but he doesn't experience the joint and muscle pain he used to have before he started supplementing with Natural Astaxanthin



**Dr. Gerald Cysewski** is recognized as a world authority on microalgae. He has over thirty-five years experience in microalgae research and commercial production of microalgae products. His work on microalgae in 1976 was supported by the National Science Foundation at the University of California at Santa Barbara where he was an assistant professor in the department of Chemical & Nuclear Engineering. He carried on his work at Battelle Northwest as group leader of microalgae research.

Dr. Cysewski founded Cyanotech Corporation in 1983 in Washington State, and has served in executive and scientific positions at Cyanotech since. After several years as President & CEO, Dr. Cysewski returned to his true love of science when he became Cyanotech's Chief Scientific Officer in 2008. Dr. Cysewski found the ideal site to grow microalgae on the Kona Coast of Hawaii, a region with abundant sunlight virtually year-round, a ready source of pure water from island aquifers, deep-ocean seawater nearby to fuel a new chill-drying technology, and access to transportation and skilled labor. Cyanotech's location combined with its advanced technology has made it the premier producer of microalgae in the world.

- Dr. Cysewski holds a Bachelor of Science in Chemical Engineering from the University of Washington and a Doctorate in Chemical Engineering from the University of California at Berkeley.

# Natural Astaxanthin

## The World's Best Kept Health Secret



Aerial view of Natural Astaxanthin production facility, Kona, Hawaii.

**Find out why famous doctors are starting to recommend Natural Astaxanthin for a multitude of health benefits, and why famous actresses are taking it for their skin.**

Ever hear of "beta carotene"? How about "lutein" or "lycopene"? These are some of the better known antioxidants from the family of compounds called "carotenoids."

Ever hear of Astaxanthin? Probably not, but scientific research shows that this carotenoid is much more potent as an antioxidant and has many more specific benefits for human nutrition than beta carotene, lutein or lycopene. In fact, Natural Astaxanthin is the strongest natural antioxidant that science has found yet. But it seems that nowadays, many supplements and foods are claiming to be antioxidants, so why should Astaxanthin matter to you? Because this wonderful nutrient can do many things to make you feel better and help you to live longer. As you read through this brief book, you will learn how Natural Astaxanthin can:

- Help reduce aches and pains from arthritis, joint soreness, and tendonitis
- Control deadly "silent inflammation," a cause of heart disease, stroke, cancer, diabetes, Alzheimer's and many other life-threatening diseases
- Give energy, increase strength and improve endurance
- Work as an "internal sunscreen" and improve the skin as an "internal beauty supplement"
- Improve the body's immune system
- Protect the eyes and brain from damaging free radicals and oxidation
- Support cardiovascular health and normal cholesterol levels

**Don't miss out on the World's Best Kept Health Secret. Read this book to discover why you should be taking Natural Astaxanthin every day.**

